

LEFSCHETZ FIBRATIONS OVER THE DISK

NIKOS APOSTOLAKIS *

*Department of Mathematics and Computer Science
Bronx Community College – CUNY
nikos.ap@gmail.com*

RICCARDO PIERGALLINI

*Scuola di Scienze e Tecnologie
Università di Camerino – Italy
riccardo.piergallini@unicam.it*

DANIELE ZUDDAS †

*Dipartimento di Matematica e Informatica
Università di Cagliari – Italy
d.zuddas@gmail.com*

Abstract

We provide a complete set of moves relating any two Lefschetz fibrations over the disk having as their total space the same 4-dimensional 2-handlebody up to 2-equivalence. As a consequence, we also obtain moves relating diffeomorphic 3-dimensional open books, providing a different approach to an analogous previous result by Harer.

Keywords: 4-dimensional 2-handlebody, 2-equivalence, Lefschetz fibration, mapping monodromy, open book, braided surface, branched covering.

AMS Classification: 55R55, 57N13, 57M12, 57R65.

1. INTRODUCTION

As Harer showed in [11], any 4-dimensional 2-handlebody W can be represented by a topological Lefschetz fibration over the disk, that is a smooth map $W \rightarrow B^2$ whose generic fiber is an orientable bounded surface and whose singularities are topologically equivalent to complex non-degenerate ones. Harer's argument is based on Kirby calculus [14].

An alternative approach to the same result was provided in [15, Remark 2.3]. This is based on the characterization of (allowable) Lefschetz fibrations as those smooth maps that admit a factorization $W \xrightarrow{p} B^2 \times B^2 \xrightarrow{\pi} B^2$, where $p: W \rightarrow B^2 \times B^2$ is a covering simply branched over a braided surface and π is the canonical projection. The two other ingredients of the proof are Montesinos's representation of 4-dimensional 2-handlebodies as coverings of B^4 simply branched over ribbon surfaces [16] and Rudolph's procedure for isotoping any orientable ribbon surface to a braided surface [20].

* Partially supported by a CUNY Community College Collaborative Incentive Grant and a PSC-CUNY Cycle 39 Research Award.

† Supported by Regione Autonoma della Sardegna with funds from PO Sardegna FSE 2007–2013 and L.R. 7/2007 “Promotion of scientific research and technological innovation in Sardinia”. Also thanks to ESF for short visit grants within the program “Contact and Symplectic Topology”.

In this paper, we use the second approach together with the branched covering interpretation of Kirby calculus given by Bobtcheva-Piergallini in [3], to relate different Lefschetz fibrations representing the same 4-dimensional 2-handlebody up to 2-equivalence. The key idea is to use Rudolph's procedure to convert the labeled ribbon surface moves introduced in [3] into moves on the monodromy description of the Lefschetz fibrations.

The paper is structured as follows. Section 2 is devoted to ribbon surfaces and to 1-isotopy between them. Sections 3 and 4 deal with braided surfaces and a revised version of Rudolph's procedure. In Section 5 we review the branched covering representation of 4-dimensional 2-handlebodies and adapt to the present aim the equivalence moves introduced in [3]. In Sections 6 and 7 we recall the branched covering representation of Lefschetz fibrations and define the equivalence moves for them. Finally, in Section 8 we establish the equivalence theorem for Lefschetz fibrations (Theorem 16).

We observe that our main result is a 4-dimensional analogous of the equivalence theorem for 3-dimensional open books proved by Harer in [12]. In fact, such open books naturally arise as boundary restrictions of Lefschetz fibrations. Then, in Section 9 we also derive equivalence moves for them. In contrast to Harer's moves, these moves can be completely described in terms of the open book monodromy.

2. RIBBON SURFACES

A regularly embedded smooth compact surface $S \subset B^4$ is called a *ribbon surface* if the Euclidean norm restricts to a Morse function on S with no local maxima in $\text{Int } S$. Assuming $S \subset R_+^4 \subset R_+^4 \cup \{\infty\} \cong B^4$, where \cong stands for the standard orientation preserving conformal equivalence, this property is smoothly equivalent to the fact that the fourth Cartesian coordinate restricts to a Morse height function on S with no local minima in $\text{Int } S$. Such a surface $S \subset R_+^4$ can be horizontally (preserving the height function given by the fourth coordinate) isotoped to make its orthogonal projection in R^3 a self-transversal immersed surface, whose double points form disjoint arcs as in Figure 1 (a). We call the orthogonal projection $\pi(S) \subset R^3$ a *3-dimensional diagram* of S .

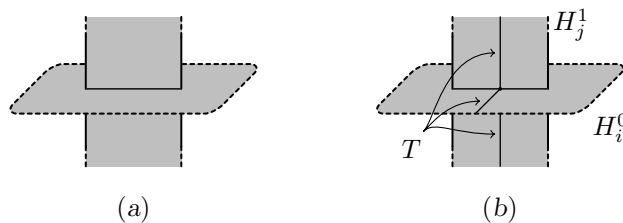


Figure 1. Ribbon intersection.

Actually, any immersed compact surface $S \subset R^3$ with all self-intersections as above and no closed components is the 3-dimensional diagram of a ribbon surface. This can be obtained by pushing $\text{Int } S$ inside $\text{Int } R_+^4$ in such a way that all self-intersections disappear. Moreover, it is uniquely determined up to vertical isotopy.

In the following, we will omit the projection π and use the same notation for a ribbon surface in B^4 and its 3-dimensional diagram in R^3 , the distinction between them being clear from the context.

Any ribbon surface S admits a handlebody decomposition with only 0- and 1-handles induced by the height function. Such a 1-handlebody decomposition $S = (H_1^0 \sqcup \dots \sqcup H_m^0) \cup (H_1^1 \sqcup \dots \sqcup H_n^1)$ is called *adapted*, if each ribbon self-intersection of its 3-dimensional diagram involves an arc contained in the interior of a 0-handle and a proper transversal arc in a 1-handle (cf. [21]). Then, looking at the 3-dimensional diagram, we have that the H_i^0 's are disjoint non-singular disks in R^3 , while the H_j^1 's are non-singular bands in R^3 attached to the H_i^0 's and possibly passing through them to form ribbon intersections like the one shown in Figure 1 (b). Moreover, we can think of S as a smoothing of the frontier of $((H_1^0 \sqcup \dots \sqcup H_m^0) \times [0, 1]) \cup ((H_1^1 \sqcup \dots \sqcup H_n^1) \times [0, 1/2])$ in R_+^4 .

A ribbon surface $S \subset R_+^4$ endowed with an adapted handlebody decomposition as above will be referred to as an *embedded 2-dimensional 1-handlebody*.

A convenient way of representing a ribbon surface S arises from the observation that its 3-dimensional diagram, considered as a 2-dimensional complex in R^3 , collapses to a graph T . We can choose $T = \pi(P)$ for a smooth simple spine P of S (simple means that all the vertices have valency one or three), which interserts each 1-handle H_j^1 along its core. Moreover, we can also assume T to meet each ribbon intersection arc of S at exactly one 4-valent vertex, as in Figure 1 (b) where the fourth edge of T in the back is not visible. The inverse image of such a 4-valent vertex of T consists of two points, in the interior of two distinct edges of P , while the projection restricted over the complement of all 4-valent vertices of T is injective.

Therefore, T has vertices of valency 1, 3 or 4. We call *singular vertices* the 4-valent vertices located at the ribbon intersections, and *flat vertices* all the other vertices. Moreover, we assume T to have three distinct tangent lines at each flat 3-valent vertex and two distinct tangent lines at each singular vertex.

Up to a further horizontal isotopy of S , we can contract its 3-dimensional diagram to a narrow regular neighborhood of the graph T . Then, by considering a planar diagram of T , we easily get a new diagram of S , consisting of a number of copies of the local spots shown in Figure 2, and some non-overlapping flat bands connecting those spots. We call this a *planar diagram* of S .

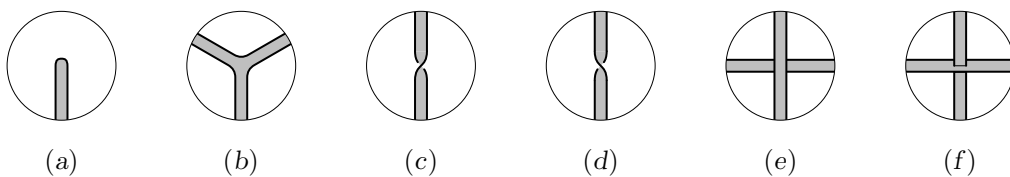


Figure 2. Local models for planar diagrams.

We emphasize that a planar diagram of S arises as a diagram of the *pair* (S, T) and this is the right way to think about it. However, we omit to draw the graph T in the pictures of planar diagrams, since it can be trivially recovered, up to diagram isotopy, as the core of the diagram itself. In particular, the diagram crossings and the singular vertices of T are located at the centers of the copies of the two rightmost spots in Figure 2, while the flat vertices of it are located at the centers of copies of the two leftmost spots.

Of course, a planar diagram determines a ribbon surface S only up to vertical isotopy. Namely, the 3-dimensional height function (and the 4-dimensional one as well) cannot be determined from the planar diagram, apart from the obvious constraints imposed by the consistency with the local configurations of Figure 2.

Ribbon surfaces will be always represented by planar diagrams and considered up to vertical isotopy (in the sense just described above). Moreover, planar diagrams will be always considered up to planar diagram isotopy, that is ambient isotopy of the plane containing them.

Following [3], two ribbon surfaces $S, S' \subset R_+^4$ are said to be 1-isotopic if there exists a smooth ambient isotopy $(h_t)_{t \in [0,1]}$ such that: 1) $h_1(S) = S'$; 2) $S_t = h_t(S)$ is a ribbon surface for every $t \in [0, 1]$; 3) the projection of S_t in R^3 is an honest 3-dimensional diagram except for a finite number of critical t 's. Such equivalence relation between ribbon surfaces, can be interpreted as embedded 1-deformation of embedded 2-dimensional 1-handlebodies, and this is the reason for calling it 1-isotopy. Whether or not 1-isotopy coincides with isotopy is unknown, but this problem is not relevant for our purposes.

All we need to know here is that two ribbon surfaces are 1-isotopic if and only if their 3-dimensional diagrams are related by 3-dimensional isotopies and the moves depicted in Figure 3. This has been proved in Proposition 1.3 of [3].




Figure 3. 1-isotopy moves for planar diagrams.

We observe that the moves s_1 to s_4 are described in terms of planar diagrams. An analogous expression of 3-dimensional isotopies in terms of certain moves of planar diagrams has been provided by Proposition 10.1 of [4]. Since this aspect will be crucial in the following, we give a complete account of that result in the proof of Proposition 1 below.

In order to express 3-dimensional isotopy of 3-dimensional diagrams of ribbon surfaces in terms of planar diagrams, it is convenient to consider the special case when all ribbon intersections are terminal, that is they only appear at the ends of the bands (and never in the middle of them, as in the rightmost spot in Figure 2).

A planar diagram with this property will be called a *special planar diagram*. Figure 4 depicts the two different local configurations that replace (f) of Figure 2, when dealing with a special planar diagram. Notice that, in the previous context, (g) and (h) can be seen as combinations of (f) and (a) of Figure 2.

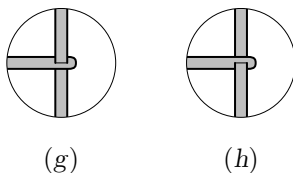


Figure 4. Local models for ribbon intersections in special planar diagrams.

In this case, each singular vertex of the core graph $T \subset S$ has valency 3 and its inverse image in P consists of a 1-valent vertex and a point in the interior of an edge. We still assume that T has two distinct tangent lines at any singular vertex.

The three edges of T converging at a ribbon intersection arc of S are drawn in Figure 1 (b). When we think of T as a graph embedded in S and represent S by a planar diagram, they can be recovered from the planar diagram only up to the moves in Figure 5.



Figure 5. Graph moves at a singular vertex.

Actually, any planar diagram can be transformed into a special one, by performing one of the two moves of Figure 6 at each ribbon intersection. To get terminal ribbon intersections of type (h) instead of (g), we could also introduce symmetric moves \bar{s}_5 and \bar{s}_6 , but these would derive from s_5 and s_6 in the presence of the moves described below.

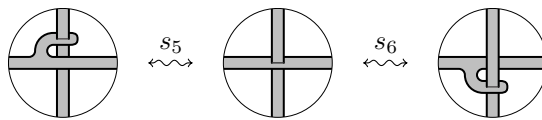


Figure 6. Making ribbon intersections terminal.

Figures 7 and 8 present the 3-dimensional isotopy moves for planar diagrams. They are grouped into the two figures depending on whether half-twists are involved or not.

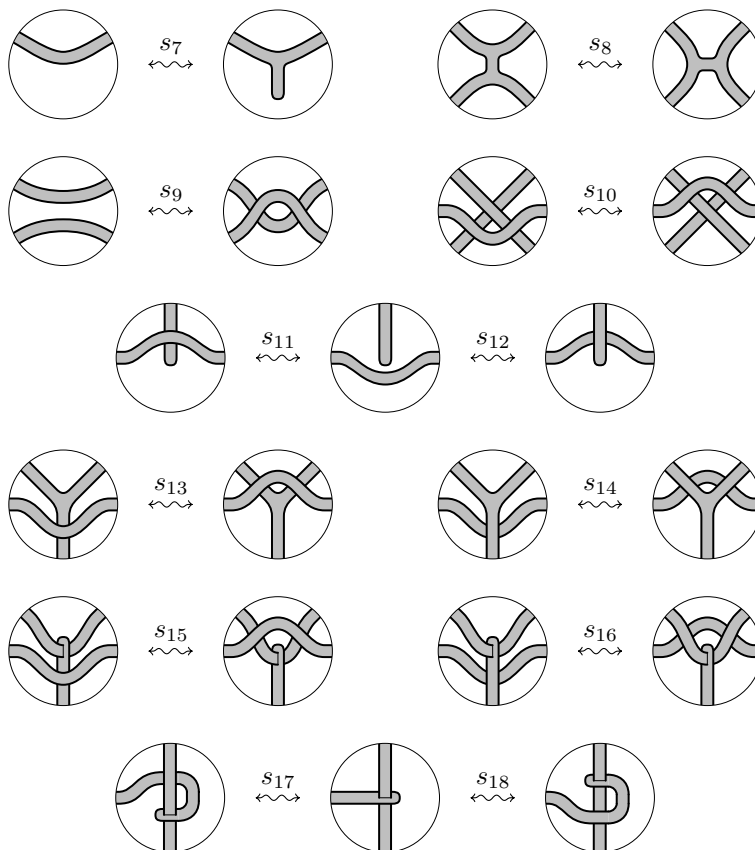


Figure 7. Flat isotopy moves.

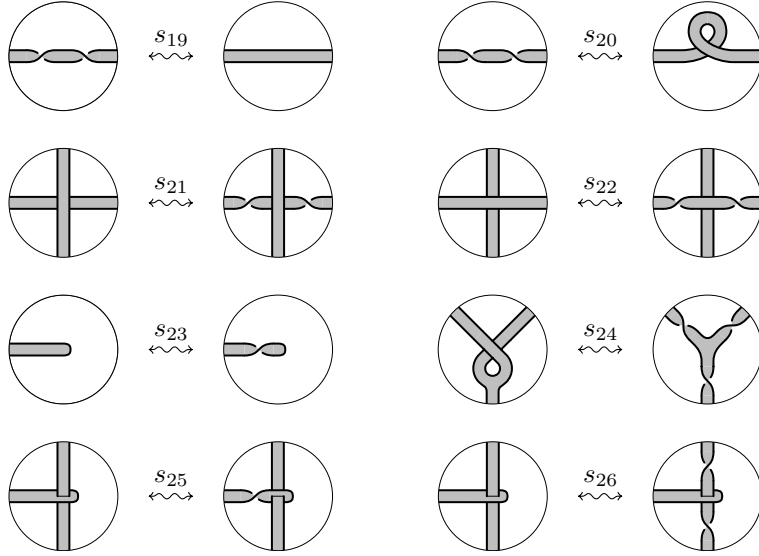


Figure 8. Half-twisted isotopy moves.

Notice that moves s_7 and s_8 do not change the topology of the planar diagram of the surface, but they change the structure of its core graph, and this is the reason why they are there. Moreover, some of the moves could be derived from the others and they are included for the sake of convenience. For example, move s_9 can be obtained as a combination of s_{11} and s_{13} modulo s_7 , while move s_{20} is a consequence of s_7 , s_{23} and s_{24} .

On the other hand, for each move s_i in the Figures 6, 7 and 8 one can consider the symmetric move \bar{s}_i obtained from s_i by reflection with respect to the projection plane, which reverses half-twists, crossings and ribbon intersections, interchanging local models (g) and (h). Such symmetric moves coincide with the original ones for $i = 7, \dots, 10, 19$, while the symmetry interchanges s_i and s_{i+1} for $i = 11, 13, 21$. In all the other cases the symmetry produces new moves. However, all these new moves can be derived from those in the Figures 6, 7 and 8. In particular, moves \bar{s}_5 and \bar{s}_6 , as well as the symmetric moves of Figure 7 not considered above, are generated by the original ones modulo the other moves in the same Figure 7. We leave the easy verification of this fact to the reader.

Proposition 1. *Two planar diagrams represent 1-isotopic ribbon surfaces if and only if they are related by a finite sequence of moves s_1 to s_{26} in Figures 3, 6, 7 and 8.*

Proof. The “if” part is trivial, since all the moves in Figures 6, 7 and 8 represent special 3-dimensional diagram isotopies. For the “only if” part, we need to show that these moves do generate any 3-dimensional diagram isotopy between planar diagrams.

Moves s_5 and s_6 allow us to restrict attention to special planar diagrams. Moreover, all the moves of Figures 7 and 8 contain only terminal ribbon intersections, hence they can be performed in the context of special planar diagrams.

Now, consider two special planar diagrams representing ribbon surfaces S_0 and S_1 , whose 3-dimensional diagrams are isotopic in R^3 , and let $H: R^3 \times [0, 1] \rightarrow R^3$ be a smooth ambient isotopy such that $h_1(S_0) = S_1$.

For $i = 0, 1$, let P_i be a simple spine of S_i , and $T_i = \pi(P_i)$ be the core of its diagram. Up to moves, we can assume that $h_1(T_0) = T_1$. Indeed, by cutting S_1 along the ribbon intersection arcs, we get an embedded surface $\hat{S}_1 \subset R^3$ with some marked arcs, one in the interior and two along the boundary, for each ribbon intersection. This operation

transforms the graphs T_1 and $h_1(T_0)$ into simple spines of \widehat{S}_1 relative to the marked arcs. Figure 9 shows the effect of the cut at the ribbon intersections in Figure 4.

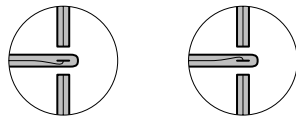


Figure 9. Cutting the 3-dimensional diagram at a ribbon intersection.

From the intrinsic point of view, that is considering \widehat{S}_1 as an abstract surface and forgetting its inclusion in R^3 , the theory of simple spines implies that moves s_7 , s_8 and the composition of the moves s_5 and s_6 suffice to transform $h_1(T_0)$ into T_1 . In particular, the first two moves correspond to the well-known moves for simple spines of surfaces, while the third together with the moves in Figure 5 that do not change the surface, relate the different positions of the spine with respect to the marked arcs in the interior of \widehat{S}_1 . It remains only to observe that, up to the other moves in Figures 7 and 8, the portion of the surface involved in each single spine modification can be isolated in the planar diagram, as needed to perform the above mentioned moves.

So, let us suppose that $h_1(S_0, T_0) = (S_1, T_1)$. Note that the intermediate pairs $(S_t, T_t) = h_t(S_0, T_0)$ with $0 < t < 1$ do not necessarily project into special planar diagrams in R^2 .

By transversality, we can assume that the graph T_t regularly projects to a diagram in R^2 for every $t \in [0, 1]$, except a finite number of t 's corresponding to extended Reidemeister moves for graphs. For such exceptional t 's, the lines tangent to T_t at its vertices are assumed not to be vertical.

We define $\Gamma \subset T_0 \times [0, 1]$ as the subspace of pairs (x, t) for which the plane $T_{x_t}S_t$ tangent to S_t at $x_t = h_t(x)$ is vertical (if $x \in T_0$ is a singular vertex, there are two such tangent planes and we require that one of them is vertical).

By a standard transversality argument, we can perturb H in such a way that:

- (a) Γ is a graph embedded in $T_0 \times [0, 1]$ as a smooth stratified subspace of constant codimension 1 and the restriction $\eta: \Gamma \rightarrow [0, 1]$ of the height function $(x, t) \mapsto t$ is a Morse function on each edge of Γ ;
- (b) the edges of Γ locally separate regions consisting of points (x, t) for which the projection of S_t into R^2 has opposite local orientations at x_t ;
- (c) the two planes tangent to any S_t at a singular vertex of T_t are not both vertical, and if one of them is vertical then it does not contain both the lines tangent to T_t at that vertex.

As a consequence of (b), for each flat vertex $x \in T_0$ of valency one (resp. three) there are finitely many points $(x, t) \in \Gamma$, all of which have the same valency one (resp. three) as vertices of Γ . Similarly, as a consequence of (c), for each singular vertex $x \in T_0$ there are finitely many points $(x, t) \in \Gamma$, all of which have valency one or two as vertices of Γ . Moreover, the above mentioned vertices of Γ of valency one or three are the only vertices of Γ of valency $\neq 2$.

Let $0 < t_1 < t_2 < \dots < t_k < 1$ be the critical levels where one of the following holds:

- 1) T_{t_i} does not project regularly in R^2 , because there is a point x_i along an edge of T_0 such that the line tangent to T_{t_i} at $h_{t_i}(x_i)$ is vertical;

- 2) T_{t_i} projects regularly in R^2 , but its projection is not a graph diagram, due to a multiple tangency or crossing at some point;
- 3) there is a point $(x_i, t_i) \in \Gamma$ with x_i a uni-valent or a singular vertex of T_0 ;
- 4) there is a critical point (x_i, t_i) for the function η along an edge of Γ .

Without loss of generality, we assume that only one of the four cases above occurs at any critical level t_i . Notice that the points (x, t) of Γ such that $x \in T_0$ is a flat tri-valent vertex represent a subcase of case 2 and for this reason they are not included in case 3.

For $t \in [0, 1] - \{t_1, t_2, \dots, t_k\}$, there exists a sufficiently small regular neighborhood N_t of T_t in S_t , such that the pair (N_t, T_t) projects to a planar diagram.

We observe that the planar diagram of N_t is uniquely determined up to diagram isotopy by (the diagram of) its core T_t and by the tangent planes of S_t at T_t . In fact, the half-twists of N_t along the edges of T_t correspond to the transversal intersections of Γ with $T_0 \times \{t\}$ and their signs depend only on the local behaviour of the tangent planes of T_t . In particular, the planar diagrams of (N_0, T_0) and (N_1, T_1) coincide, up to planar diagram isotopy, with the original ones of (S_0, T_0) and (S_1, T_1) .

If an interval $[t', t'']$ does not contain any critical level t_i , then each single half-twist persists between the levels t' and t'' , hence the planar isotopy relating the diagrams of $T_{t'}$ and $T_{t''}$ also relate the diagrams of $N_{t'}$ and $N_{t''}$, except for possible slidings of half-twists along ribbons over/under crossings. These can be realized by using moves s_{19} , s_{21} and s_{22} .

At this point, the only thing left to show is that $N_{t'}$ and $N_{t''}$ are related by moves for $[t', t'']$ a sufficiently small neighborhood of a critical level t_i . We do that separately for the four different types of critical levels.

If t_i is of type 1, then a kink is appearing (resp. disappearing) along an edge of the core graph. When this is a positive kink and (x_i, t_i) is a local maximum (resp. minimum) point for η , the diagrams of $N_{t'}$ and $N_{t''}$ are directly related by move s_{20} . All the other cases of a positive kink can be reduced to the previous ones, by means of move s_{19} . The case of a negative kink is symmetric, we can just use moves \bar{s}_i in place of the moves s_i .

If t_i is of type 2, then either a regular isotopy move is occurring between $T_{t'}$ and $T_{t''}$ or two tangent lines at a tri-valent vertex x_i of T_{t_i} project to the same line in the plane. In the first case, the regular isotopy move occurring between $T_{t'}$ and $T_{t''}$, trivially extends to one of the moves s_9 to s_{16} . In the second case, x_i may be either a flat or a singular vertex of T_{t_i} . If x_i is a flat vertex, then the tangent plane to S_t at $H(x_i, t)$ is vertical for $t = t_i$ and its projection reverses the orientation when t passes from t' to t'' . Moves s_{24} and \bar{s}_{24} (modulo moves s_9 and s_{19}) describe the effect on the diagram of such a reversion of the tangent plane. If x_i is a singular vertex, then $N_{t'}$ changes into $N_{t''}$ by one move s_{17} , \bar{s}_{17} , s_{18} or \bar{s}_{18} .

If t_i is of type 3, then either a half-twist is appearing/disappearing at the tip of the tongue of the surface corresponding to a uni-valent vertex or one of the two bands at the ribbon intersection corresponding to a singular vertex is being reversed in the plane projection. The first case corresponds to move s_{23} or \bar{s}_{23} , while the second case corresponds, up to move s_{19} , to one of moves s_{25} , \bar{s}_{25} , s_{26} or \bar{s}_{26} (depending on the type of ribbon intersection and on which band is being reversed).

Finally, if t_i is of type 4, a pair of canceling half-twists is appearing or disappearing along a band, just as in move s_{19} . \square

In the following we will focus on *flat planar diagrams*, meaning planar diagrams without half-twists. In other words, these are planar diagrams locally modeled on the spots (a), (b), (e) and (f) in Figure 2 (and possibly (g) and (h) in Figure 4).

Of course, only orientable ribbon surfaces can be represented by flat planar diagrams. In fact, a ribbon surface with a flat planar diagram has a preferred orientation induced by the projection in the plane of the diagram, which in this case is a regular map. Actually any oriented ribbon surface is known to admit a flat planar diagram. But we will not need this fact here, and we just refer to [20] for its proof.

In contrast, finding a complete set of local moves representing 1-isotopy between oriented ribbon surfaces in terms of flat planar diagrams seems not to be so easy. These should include all the moves s_1 to s_{18} in Figures 3, 6 and 7 and flat versions of some of the moves s_{19} to s_{26} in Figure 8.

However, this problem can be circumvented when using labeled orientable ribbon surfaces to represent branched coverings of B^4 , thanks to the presence of the covering moves introduced in Section 5 (cf. Figure 24).

3. BRAIDED SURFACES

A regularly embedded smooth compact surface $S \subset B^2 \times B^2$ is called a (simply) *braided surface* of degree m if the projection $\pi: B^2 \times B^2 \rightarrow B^2$ onto the first factor restricts to a simple branched covering $p = \pi|_S: S \rightarrow B^2$ of degree m .

This means that there exists a finite set $A = \{a_1, a_2, \dots, a_n\} \subset \text{Int } B^2$ of branch points, such that the restriction $p|_S: S - p^{-1}(A) \rightarrow B^2 - A$ is an ordinary covering of degree m , while over any branch point $a_i \in A$ there is only one singular point $s_i \in p^{-1}(a_i) \subset S$ and p has local degree 2 at s_i , being locally smoothly equivalent to the complex map $z \mapsto z^2$.

For any singular point $s_i \in S$, there are local complex coordinates on the two factors centered at s_i , with respect to which S has local equation $z_1 = z_2^2$. Actually, if we insist that those local coordinates preserve standard orientations, then we have two different possibilities, up to ambient isotopy, for the local equation of S at s_i , namely $z_1 = z_2^2$ or $\bar{z}_1 = z_2^2$. We call s_i a *positive twist point* for S in the first case and a *negative twist point* for S in the second case.

By a *braided isotopy* between two braided surfaces $S, S' \subset B^2 \times B^2$ we mean a smooth ambient isotopy $(h_t)_{t \in [0,1]}$ of $B^2 \times B^2$ such that $h_1(S) = S'$ and each h_t preserves the vertical fibers (those of the projection π), in other words there exists a smooth ambient isotopy $(k_t)_{t \in [0,1]}$ of B^2 such that $\pi \circ h_t = k_t \circ \pi$ for every $t \in [0, 1]$. In particular, if such a braided isotopy exists, then S and S' are isotopic through braided surfaces. Of course, braided isotopy reduces to *vertical isotopy* if $k_t = \text{id}_{B^2}$ for every $t \in [0, 1]$.

Now, assume $*$ $\in S^1$ fixed once and for all as the base point of $B^2 - A$. Then, the classical theory of coverings tells us that the branched covering $p: S \rightarrow B^2$ is uniquely determined up to diffeomorphisms by the *monodromy* $\omega_p: \pi_1(B^2 - A) \rightarrow \Sigma_m$ of its restriction over $B^2 - A$ (defined only up to conjugation in Σ_m , depending on the numbering of the sheets).

Similarly, the braided surface $S \subset B^2 \times B^2$ is uniquely determined up to vertical isotopy by its *braid monodromy*, that is a suitable lifting $\omega_S: \pi_1(B^2 - A) \rightarrow \mathcal{B}_m$ of ω_p to the braid group \mathcal{B}_m of degree m . This is defined in the following way: we consider

$\tilde{*} = (*_1, *_2, \dots, *_m) = p^{-1}(*) \subset \{*\} \times B^2 \cong B^2$ as the base point of the configuration space $\Gamma_m B^2$ of m points in B^2 , then for any $[\lambda] \in \pi_1(B^2 - A, *)$ we put $\omega_S([\lambda]) = [\tilde{\lambda}] \in \pi_1(\Gamma_m B^2, \tilde{*}) \cong \mathcal{B}_m$, where $\tilde{\lambda}$ is the loop given by $\tilde{\lambda}(t) = p^{-1}(\lambda(t)) \subset \{\lambda(t)\} \times B^2 \cong B^2$ for any $t \in [0, 1]$. We can immediately see that $\sigma \circ \omega_S = \omega_p$, where $\sigma: \mathcal{B}_m \rightarrow \Sigma_m$ is the canonical homomorphism giving the permutation associated to a braid. Like the monodromy ω_p , the braid monodromy ω_S is defined only up to conjugation in \mathcal{B}_m , depending on the identification $\pi_1(\Gamma_m B^2, \tilde{*}) \cong \mathcal{B}_m$.

The local model of the twists points forces the braid monodromy $\omega_S(\mu)$ of any meridian $\mu \in \pi_1(B^2 - A)$ around a branch point $a \in A$ to be a half-twist $\beta^{\pm 1} \in \mathcal{B}_n$ around an arc $b \subset B^2$ between two points $*_j$ and $*_k$. The arc b turns out to be uniquely determined up to ambient isotopy of $B^2 \bmod \tilde{*}$, while the half-twist $\beta^{\pm 1}$ is positive (right-handed) or negative (left-handed) according to the sign of the twist point $s_i \in S$.

Conversely, as we will see shortly, any homomorphism $\varphi: \pi_1(B^2 - A) \rightarrow \mathcal{B}_m$ that sends meridians around the points of A to positive or negative half-twists around intervals in B^2 is the braid monodromy of a braided surface $S \subset B^2 \times B^2$ with branch set A .

We recall that $\pi_1(B^2 - A)$ is freely generated by any set of meridians $\alpha_1, \alpha_2, \dots, \alpha_n$ around the points a_1, a_2, \dots, a_n respectively. An ordered sequence $(\alpha_1, \alpha_2, \dots, \alpha_n)$ of such meridians is called a *Hurwitz system* for A when the following properties hold: 1) each α_i is realized as a counterclockwise parametrization of the boundary of a regular neighborhood in B^2 of a non-singular arc from $*$ to a_i , which we still denote by α_i ; 2) except for their end points, the arcs $\alpha_1, \alpha_2, \dots, \alpha_n$ are pairwise disjoint and contained in $\text{Int } B^2 - A$; 3) around $*$ the arcs $\alpha_1, \alpha_2, \dots, \alpha_n$ appear in the counterclockwise order, so that the composition loop $\alpha_1 \alpha_2 \cdots \alpha_n$ is homotopic in $B^2 - A$ to the usual counterclockwise generator $\alpha \in \pi_1(S^1)$, and the points of A are assumed to be indexed accordingly. Up to ambient isotopy of B^2 fixing S^1 but not A , any Hurwitz system looks like the standard one depicted in Figure 10.

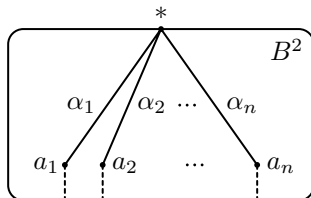


Figure 10. The standard Hurwitz system.

For the sake of convenience, here the disk B^2 is drawn as $B^1 \times B^1$ with rounded corners. *Actually, in all the pictures, we will always draw both the horizontal and the vertical fibers of $B^2 \times B^2$ as $B^1 \times B^1$ with rounded corners.*

There is a natural transitive action of the braid group $\mathcal{B}_n \cong \pi_1(\Gamma_n \text{Int } B^2, A)$ on the set of Hurwitz systems for A . To any such Hurwitz system $(\alpha_1, \alpha_2, \dots, \alpha_n)$ we associate a set of standard generators $\xi_1, \xi_2, \dots, \xi_{n-1}$ of \mathcal{B}_n , with ξ_i the right-handed half-twists around the interval $x_i \simeq \bar{a}_i \alpha_{i+1}$ with end points a_i and a_{i+1} . Under the action of \mathcal{B}_n , each ξ_i transforms $(\alpha_1, \alpha_2, \dots, \alpha_n)$ into $(\alpha'_1, \alpha'_2, \dots, \alpha'_n)$ with $\alpha'_i = \alpha_i \alpha_{i+1} \alpha_i^{-1}$, $\alpha'_{i+1} = \alpha_i$ and $\alpha'_k = \alpha_k$ for $k \neq i, i+1$. This will be referred to as the *i -th elementary transformation ξ_i* (cf. Figure 11). It turns out that any two Hurwitz systems for A are related by a finite number of consecutive elementary transformations $\xi_i^{\pm 1}$ with $i = 1, 2, \dots, n-1$.

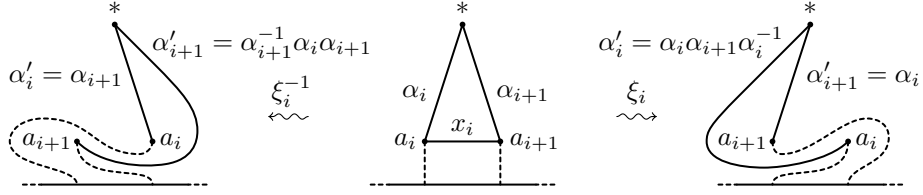


Figure 11. Elementary transformations.

Given a Hurwitz system $(\alpha_1, \alpha_2, \dots, \alpha_n)$ for A , we can represent the braid monodromy of the braided surface S by the sequence $(\beta_1 = \omega_S(\alpha_1), \beta_2 = \omega_S(\alpha_2), \dots, \beta_n = \omega_S(\alpha_n))$ of positive or negative half-twists in \mathcal{B}_m , and the monodromy of the branched covering $p: S \rightarrow B^2$ by the sequence $(\tau_1 = \sigma(\beta_1), \tau_2 = \sigma(\beta_2), \dots, \tau_n = \sigma(\beta_n))$ of the associated transpositions in Σ_m .

Conversely, starting from any sequence $(\beta_1, \beta_2, \dots, \beta_n)$ of positive or negative half-twists in \mathcal{B}_m , we can construct a braided surface $S = S(m; \beta_1, \beta_2, \dots, \beta_n)$ of degree m , whose braid monodromy is determined by $\beta_i = \omega_S(\alpha_i)$, as follows (cf. [20, §2]). First, we fix a base point $\tilde{*} = (*_1, *_2, \dots, *_m) \in \Gamma_m B^2$ and consider the m horizontal copies of B^2 given by $B_j^2 = B^2 \times \{*_j\} \subset B^2 \times B^2$ for any $j = 1, 2, \dots, m$. We assume that the $*_j$'s form an increasing sequence in $B^1 \subset B^2$, to let the disks $B_1^2, B_2^2, \dots, B_m^2$ appear to be staked up on the top of each other in that order, when we look at the 3-dimensional picture given by the canonical projection $\pi: B^2 \times B^2 \rightarrow B^2 \times B^1$. Then, we consider the standard generators $\xi_1, \xi_2, \dots, \xi_{m-1}$ of $\mathcal{B}_m \cong \pi_1(\Gamma_m B^2, \tilde{*})$, with ξ_i the right-handed half-twist around the vertical interval x_i between $*_i$ and $*_{i+1}$. Finally, we choose a family $\delta_1, \delta_2, \dots, \delta_n$ of disjoint arcs in B^2 respectively joining the points a_1, a_2, \dots, a_n to S^1 , like the dashed ones in Figure 10, which form a splitting complex for the branched covering $p: S \rightarrow B^2$, and we do the following for each $i = 1, 2, \dots, n$: 1) we express the half-twist β_i as $\eta^{-1} \xi_{j_i}^{\pm 1} \eta$, with ξ_{j_i} a standard generator of \mathcal{B}_m and $\eta \in \mathcal{B}_m$ such that $\eta(x_{j_i}) = b_i$ is the arc around which β_i is defined, thanks to the transitive action of \mathcal{B}_m on the set of arcs between points of A ; 2) we deform the B_j^2 's by a vertical ambient isotopy supported inside $N \times B^2$ for a small regular neighborhood N of δ_i in B^2 , which realizes the braid η over each fiber of a collar $C \subset N$ of the boundary of N in B^2 , while it does not depend on the first component over $N - C$; 3) we replace the two adjacent disks $(N - C) \times \{*_j\} \subset B_{j_i}^2$ and $(N - C) \times \{*_j\} \subset B_{j_i+1}^2$ by the local model described above for a positive or negative twist point, depending on the sign of the half-twist β_i (that is on the exponent of $\xi_{j_i}^{\pm 1}$).

Up to horizontal isotopy, the last construction results in attaching to the horizontal disks a narrow half-twisted vertical band, which we still denote by β_i , as the relative half-twist of the starting sequence. The band β_i is negatively (resp. positively) half-twisted and contributes to the boundary braid of the 3-dimensional picture with a positive (resp. negative) half-twist, if the half-twist β_i , hence the twist-point $s_i \in S$, is positive (resp. negative). Moreover, the core of the band β_i is the arc b_i around which the half-twist β_i was defined, translated to the fiber over a_i . See Figure 12 for the case when β_i is the negative half-twist $\eta^{-1} \xi_4^{-1} \eta \in \mathcal{B}_6$ around the arc $b_i = \eta(x_4)$ with $\eta = \xi_3 \xi_2^2 \xi_3$.

The identification $B^2 \times B^2 - \{(0, *)\} \cong B^4 - \{\infty\} \cong R_+^4$ given by a suitable rounding (smoothing the corners) of $B^2 \times B^2$ followed by the standard orientation preserving conformal equivalence $B^4 \cong R_+^4 \cup \{\infty\}$, makes the braided surface S we have just constructed into a ribbon surface $\widehat{S} \subset R_+^4$. In fact, the projection of \widehat{S} in R^3 turns out to be a 3-dimensional diagram provided that the images of the \widehat{b}_i 's meet transversally those of the

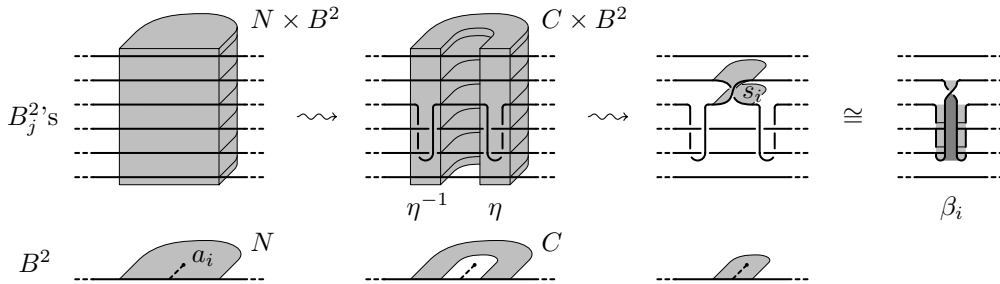


Figure 12. From braid monodromy to braided surfaces.

\widehat{B}_j^2 's, each ribbon intersection arc being formed by a band $\widehat{\beta}_i$ passing through a disk \widehat{B}_j^2 , in correspondence with a transversal intersection point between \widehat{b}_i and \widehat{B}_j^2 . Therefore, the 1-handlebody decomposition of \widehat{S} given by the disks $\widehat{B}_1^2, \widehat{B}_2^2, \dots, \widehat{B}_m^2$ (as the 0-handles) and by the bands $\widehat{\beta}_1, \widehat{\beta}_2, \dots, \widehat{\beta}_n$ (as the 1-handles), turns out to be an adapted one.

We call the ribbon surface $\widehat{S} \subset R_+^4$ a *band presentation* of the braided surface $S \subset B^2 \times B^2$. For example, on the left side of Figure 13 we see a band presentation of the braided surface $S(6; \beta_1, \beta_2, \beta_3, \beta_4)$ of degree 6 arising from the sequence $(\beta_1 = \xi_1, \beta_2 = \xi_3^{-1}\xi_2^{-1}\xi_3, \beta_3 = \xi_5^{-1}\xi_4\xi_3\xi_4^{-1}\xi_5, \beta_4 = \xi_3^{-1}\xi_2^{-2}\xi_3^{-1}\xi_4^{-1}\xi_3\xi_2^2\xi_3)$ of half-twists in \mathcal{B}_6 .

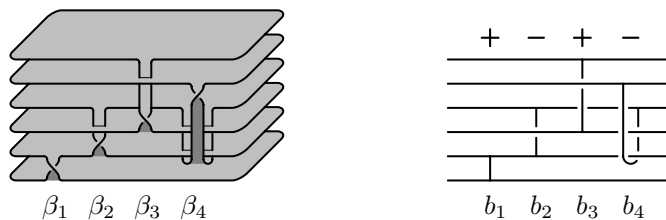


Figure 13. Band presentation and line diagram of a braided surface.

A more economical way to represent braided surfaces in terms of band presentations is provided by *line diagrams*. These are just a variation of the charged fence diagrams introduced by Rudolph [22]. Namely, they consist of m horizontal lines standing for the disks $\widehat{B}_1^2, \widehat{B}_2^2, \dots, \widehat{B}_m^2$ and n arcs between them given by the cores $\widehat{b}_1, \widehat{b}_2, \dots, \widehat{b}_n$ of the bands $\widehat{\beta}_1, \widehat{\beta}_2, \dots, \widehat{\beta}_n$, with the signs of the corresponding half-twists on the top. The right side of Figure 13 shows the line diagram of the surface depicted on the left side.

Of course a braided surface S has different band presentations, depending on the choice of various objects involved in the construction above: 1) the Hurwitz system $(\alpha_1, \alpha_2, \dots, \alpha_n)$; 2) the base point $\tilde{*} \in \Gamma_m B^2$; 3) the particular realizations of the arcs b_1, b_2, \dots, b_n within their isotopy classes.

The choices at points 2 and 3 are not relevant up to vertical isotopy of the braided surface $S(m; \beta_1, \beta_2, \dots, \beta_m)$, but still they can affect the ribbon surface diagram of the corresponding band presentation.

Concerning point 1, we observe that different Hurwitz systems lead to different sequences of half-twists. As any two Hurwitz systems are related by elementary transformations and their inverses, the same holds for the corresponding sequences of half-twists.

Adopting Rudolph's terminology [20], we call such an elementary transformation of the sequence of half-twists a *band sliding*. Namely, the sliding of β_{i+1} over β_i changes the sequence $(\beta_1, \beta_2, \dots, \beta_n)$ into $(\beta'_1, \beta'_2, \dots, \beta'_n)$, with $\beta'_i = \beta_i\beta_{i+1}\beta_i^{-1}$, $\beta'_{i+1} = \beta_i$ and $\beta'_k = \beta_k$

for $k \neq i, i + 1$. The inverse transformation is the sliding of β'_i over β'_{i+1} . Actually, these can be geometrically interpreted as genuine embedded 1-handle slidings only in the case when b_i and b_{i+1} can be realized as arcs whose intersection is one of their end points. On the other hand, it reduces to the interchange of β_i and β_{i+1} if b_i and b_{i+1} can be realized as disjoint arcs, hence the two half-twists commute. Figure 14 shows a band interchange followed by a geometric band sliding, in terms of band presentations and line diagrams.

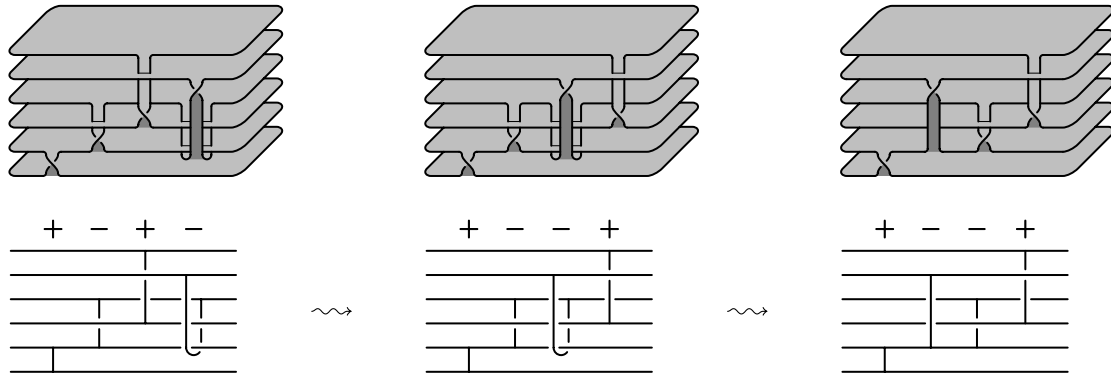


Figure 14. Band interchange and sliding.

Recalling that any two Hurwitz systems for a given branch set A are isotopically equivalent to the standard one (if we do not insist on keeping A fixed), when considering braided surfaces up to braided isotopy we can always assume the Hurwitz system to be the standard one. From this point of view, we can say that a sequence of half-twists $(\beta_1, \beta_2, \dots, \beta_n)$ in \mathcal{B}_m , without any reference to a specific Hurwitz system, uniquely determines the braided surface $S(m; \beta_1, \beta_2, \dots, \beta_n)$ up to braided isotopy. Moreover, the braided surfaces determined by two such monodromy sequences are braided isotopic if and only if they are related by simultaneous conjugation of all the β_i 's in \mathcal{B}_m and band slidings (hence cyclic shift of the β_i 's as well).

Proposition 2. *All the band presentations of a braided surface S are 1-isotopic. Moreover, if S' is another braided surface related to S by a braided isotopy, then the band presentations of S' are 1-isotopic to those of S .*

Proof. We first address the dependence of the band presentation of S on the arcs b_1, b_2, \dots, b_n , assuming the Hurwitz system fixed. It is clear from the construction of \widehat{S} that the ribbon intersections of the band $\widehat{\beta}_i$ with the horizontal disks \widehat{B}_j^2 arise from the (transversal) intersections of b_i with the horizontal arcs joining the points $*_j$ with $\text{Bd } B^2$ depicted in Figure 15 (a). On the other hand, we recall that b_i is uniquely determined up

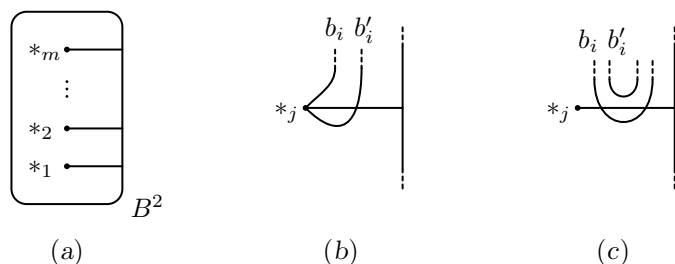


Figure 15. Isotoping an arc b_i .

to ambient isotopy of $B^2 \bmod \tilde{*}$. By transversality, we can assume that such an isotopy essentially modifies the intersections of b_i with those horizontal arcs only at a finite number of levels, when b_i changes to b'_i as in Figure 15 (b) or (c) up to symmetry. Then, except for these critical levels any isotopy of the arc b_i induces a 3-dimensional diagram isotopy of \widehat{S} , while the modifications induced on \widehat{S} at the critical levels of type (b) and (c) can be realized by straightforward applications of the 1-isotopy moves s_1 and $s_{2,3}$ respectively.

At this point, having proved the independence on the b_i 's, we observe that the vertical isotopy relating the braided surfaces resulting from different choices of the base point $\tilde{*} \in \Gamma_m B^2$ (subject to the condition the $*$'s form an increasing sequence in $B^1 \subset B^2$) induces 3-dimensional diagram isotopy on the band presentation.

For the dependence of the band presentation on the Hurwitz system and for the second part of the proposition, it suffices to consider the case of the elementary transformation of the sequence of half-twists $(\beta_1, \beta_2, \dots, \beta_n)$ given by the sliding of β_{i+1} over β_i . If the arcs b_i and b_{i+1} are disjoint, hence β_i and β_{i+1} commute, the band presentation only changes by a 3-dimensional diagram isotopy. In the case when $b_i \cap b_{i+1}$ consists of one common end point we have a true embedded sliding, which can be easily realized by the 1-isotopy moves $s_{2,3}$. The case when b_i and b_{i+1} share both end points and nothing else is similar, being reducible to two consecutive true embedded slidings. Then, we are left to consider the case when b_i and b_{i+1} have some transversal intersection point (possibly in addition to some common end point). In this case, we first isotope the arc b_{i+1} so that each transversal intersection is contained in a portion of the arc that runs nearly parallel to all the arc b_i . There are essentially two different ways to do that, the right one depending on the sign of the half-twist β_i . The first step of Figure 16 (a) shows how to deal with a single transversal intersection for a positive β_i (β_{i+1} should be isotoped in the other way for a negative β_i). In any case, according to the first part of the proof, isotoping β_{i+1} induces

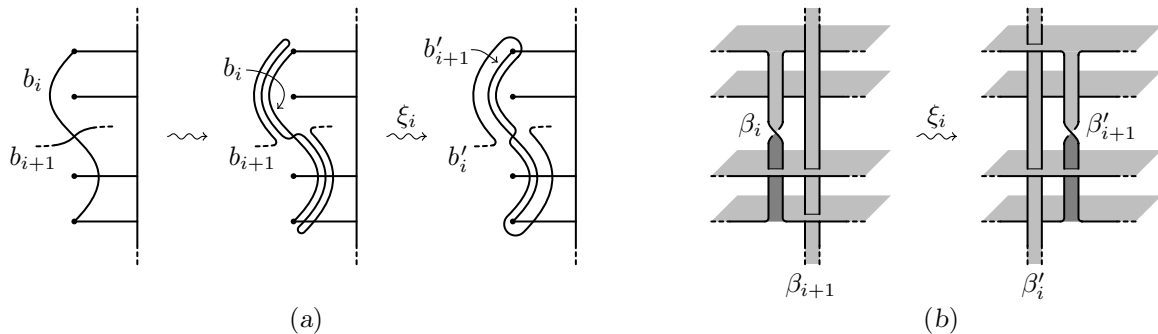


Figure 16. Sliding β_{i+1} over a positive β_i (the non-trivial case).

1-isotopy on the band presentation \widehat{S} . After that, the desired elementary transformation amounts to passing the band β_{i+1} through the band β_i in the band presentation \widehat{S} , as it can be easily realized by looking again at the example described in Figure 16 (in (b) only the portion of β_{i+1} parallel to β_i is concerned). Then, to conclude the proof, it suffices to notice that β_{i+1} can be passed through β_i by means of a sequence of 1-isotopy moves $s_{2,3,4}$. In particular, move s_4 is needed to pass the ribbon intersections of β_i with the B_j^2 's. \square

In the following, we will not distinguish between a braided surface S and any band presentation of it, taking into account that there is a canonical identification between them and that the latter is uniquely determined up to 1-isotopy.

A braided surface S of degree m with n twist points can be deformed to a braided surface S' of degree $m + 1$ with $n + 1$ twist points, called an *elementary stabilization* of S , by expanding a new half-twisted band from one of the horizontal disks of S and then a new horizontal disk from the tip of that band. Looking at the 3-dimensional diagram, we see that the band presentations of S and S' are 1-isotopic. In fact, apart from 3-dimensional diagram isotopy only move s_2 is needed when the new band is pushed through a disk. The inverse process, that is canceling a band β_i and a horizontal disk B_j^2 from a braided surface S to get an *elementary destabilization* of it, can be performed when β_i is the only band attached to B_j^2 and no band is linked with (passes through, in the 3-dimensional diagram) B_j^2 . For example, in the braided surface of Figure 13 the band β_3 can be canceled with the disk B_6^2 , and after that (but not before) the band β_4 can be canceled with the disk B_5^2 . A *(de)stabilization* is the result of consecutive elementary (de)stabilizations.

We say that a band β_i of a braided surface S is a *monotonic band*, if it has the form $\xi_{k-1}^{-\varepsilon_{k-1}} \xi_{k-2}^{-\varepsilon_{k-2}} \cdots \xi_{j+1}^{-\varepsilon_{j+1}} \xi_j^{\pm 1} \xi_{j+1}^{\varepsilon_{j+1}} \cdots \xi_{k-2}^{\varepsilon_{k-2}} \xi_{k-1}^{\varepsilon_{k-1}}$ for some $j < k$ and $\varepsilon_h = \pm 1$. In other words, β_i appears to run monotonically (with respect to the coordinate x_3) from B_j^2 to B_k^2 in the 3-dimensional diagram of S , and its core b_i can be drawn as a vertical segment in the line diagram of S (remember that we are assuming the standard generators $\xi_1, \xi_2, \dots, \xi_{m-1}$ of \mathcal{B}_m to be half-twists around vertical arcs). For example, the bands β_1, β_2 and β_3 in Figure 13 are monotonic, while β_4 is not. S is called a braided surface *with monotonic bands* if all its bands are monotonic. In the following proposition, we see that stabilization and band sliding enable us to transform any braided surface into one with monotonic bands.

Proposition 3. *Any braided surface S admits a positive stabilization S' with monotonic bands up to braided isotopy. Moreover, since stabilization is realizable by 1-isotopy, S and S' are 1-isotopic.*

Proof. In Figure 17 we see how to eliminate the first extremal point along the core b of a band β (that signed by \pm in the diagrams) by a suitable positive elementary stabilization and the subsequent sliding of the band β over the new stabilizing band. For the sake of clarity, here all the four possible cases are shown, even if they are symmetric to each other. In all the cases, the new stabilizing band is a monotonic band that runs parallel to the first monotonic portion of β (in particular, it passes through the same horizontal disks).

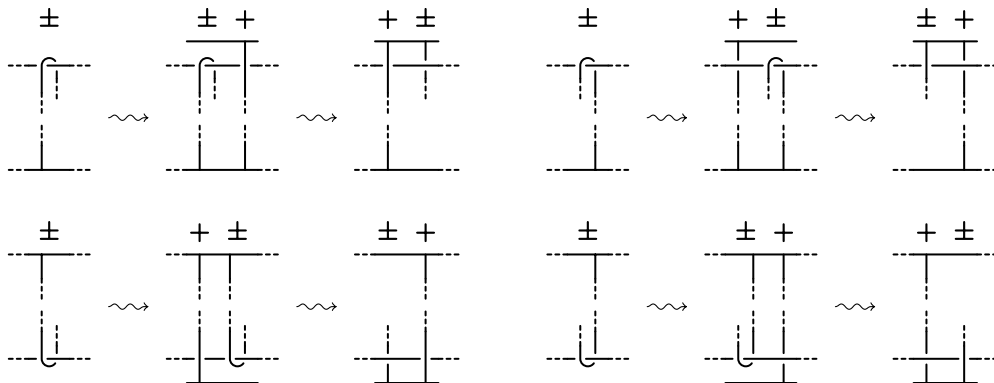


Figure 17. Making bands monotonic.

Iterating this process for all the extremal points along b , we can replace the band β with a sequence of monotonic bands. Once this is done for all the bands of S , we get a braided surface with monotonic bands.

It remains to observe that all the elementary stabilizations can be performed at the beginning to obtain the desired stabilization S' , while leaving all the band slidings at the end to give a braided isotopy from S' to a braided surface with monotonic bands. \square

To conclude this section we observe that any braided surface S is orientable, carrying the preferred orientation induced by the branched covering $p: S \rightarrow B^2$. Therefore, any band presentation of it admits a flat planar diagram. For a braided surface S with monotonic bands, this can be easily obtained through the 3-dimensional diagram isotopy given by the following simple procedure (cf. [20] and see Figure 18 for an example): first flatten the half-twisted bands by inserting a half-curl at their bottom ends, then contract the disks to non-overlapping horizontal bands. We call this the *flattening procedure*.

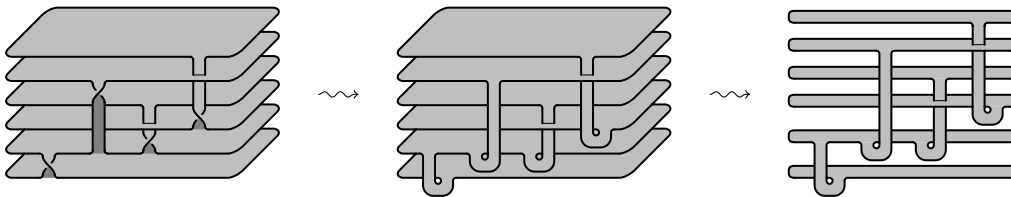


Figure 18. Getting a flat planar diagram of a band presentation.

Conversely, Rudolph provided in [20] a *braiding procedure* to produce a 3-dimensional diagram isotopy, which makes an orientable ribbon surface given by a flat planar diagram into a band presentation of a braided surface. In the next section we will describe this braiding procedure in a revised form suitable for our purposes.

4. RUDOLPH'S BRAIDING PROCEDURE

Following [20], we start from the observation that up to planar ambient isotopy any flat planar diagram can be assumed to have all the bands parallel to the coordinate axes. The flat planar diagrams with this property will be the input for the braiding procedure. Before going on, let us give a more precise definition of them.

A *rectangular diagram* of a ribbon surface is a flat planar diagram, whose local configurations are those described in Figure 19, possibly rotated by $\pi/2$, π or $3\pi/2$ radians. We denote by prime, double prime and triple prime respectively the configurations obtained by these rotations. In particular, (g) and (h) should be thought as contractions of (f) and (f'') juxtaposed with (c) and (c'') respectively. Arbitrarily many (possibly rotated) configurations of types (d), (e), and (f) can occur along any horizontal or vertical band, and (possibly rotated) configurations of types (b), (d), (g) and (h) can appear at both the ends of the band, but different horizontal (resp. vertical) bands are always assumed to have different ordinates (resp. abscissas).

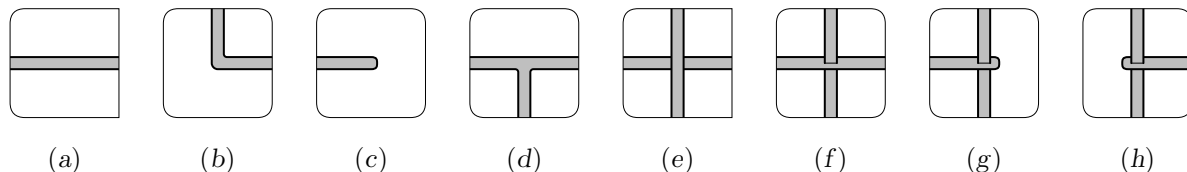


Figure 19. Local models for rectangular diagrams.

Rectangular diagrams will be always considered up to plane ambient isotopy through diffeomorphisms of the form $(x, y) \mapsto (h_1(x), h_2(y))$ with h_1 and h_2 monotonic increasing real functions.

The reader may have noticed that in Figure 19 some of the corners of the boxes are rounded and some are not. We use this detail to specify the rotations we want to consider and admit, according to the following rule: a box can be rotated only in the positions such that the bottom-left corner is rounded. Of course, due to the symmetry of (a) and (e), this constraint is not effective here, but it will be in the next figures.

We first define a restricted version of the braiding procedure on the rectangular diagrams whose local configurations are constrained as in Figure 20, according to the above rule. Namely, the allowed local configurations are (a), (a'), (b), (b'), (b''), (b'''), (c), (c''), (d), (e), (f), (g) and (h). Also in this context (g) and (h) are just notational contractions and we will not consider them as separate cases. A rectangular diagram presenting only these local configurations is said to be in *restricted form*.

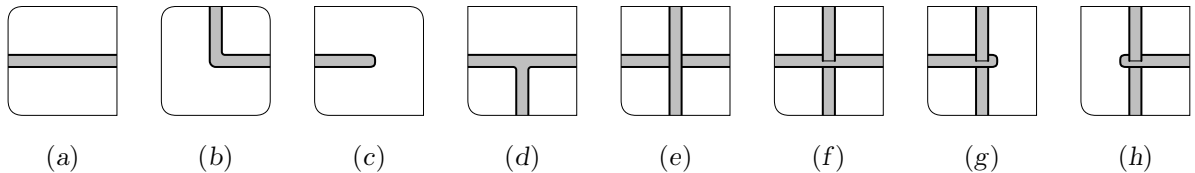


Figure 20. Allowed local models for the restricted braiding procedure.

Starting from a rectangular diagram in restricted form, the first step of the braiding procedure is to transform each horizontal band, in the order from top to bottom, into a disk inserted under the previous ones. For a horizontal band, the left end may be of type (b), (b''') or (c''), and in the first two cases we get a vertical band attached to the new disk as shown in Figure 21, while in the third case we do not get any vertical band. Analogously, the right end may be of type (b'), (b'') or (c), and in the first two cases we get a vertical band attached to the new disk as shown in Figure 21, while in the third case we do not get any vertical band. On the other hand, we have arbitrarily many bands

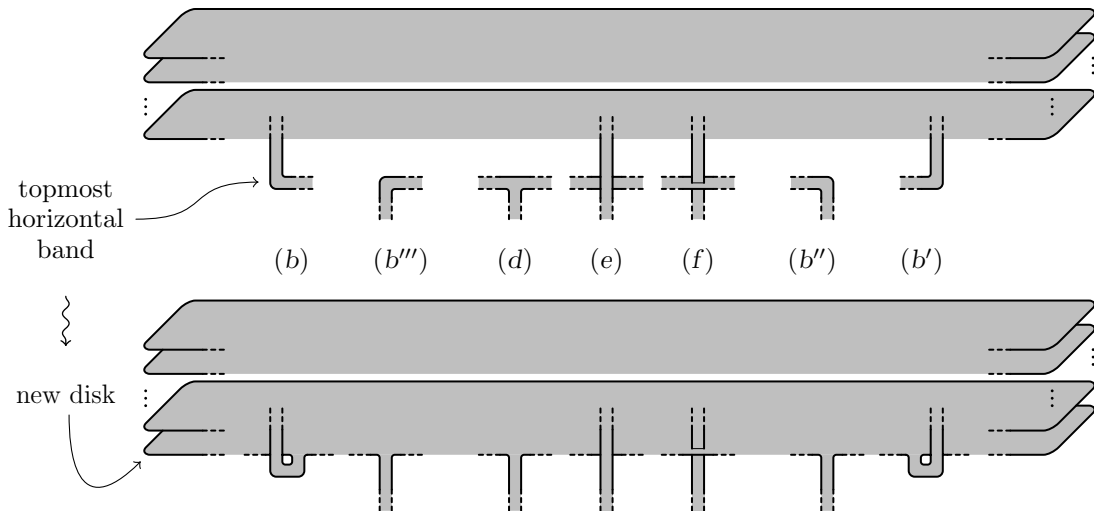


Figure 21. The restricted braiding procedure (step 1).

attached to the new disk in correspondence with the local configurations like (d), and arbitrarily many bands passing either in front or through the new disk in correspondence the local configurations like (e) and (f) respectively, as shown in Figure 21.

After each horizontal band has been transformed into a disk, we isotope all the resulting half-curls to half-twists according to Figure 22. The final result is a band presentation of a braided surface with monotonic bands.



Figure 22. The restricted braiding procedure (step 2).

Now, to extend the braiding procedure to any rectangular diagram, we first replace all the local configurations not included in Figure 20, by means of the plane diagram isotopies described in Figure 23. This produces a rectangular diagram in restricted form, which depends on the order of the replacements. However, the diagrams obtained following different orders can be easily proved to be equivalent up to the moves r_1 and r'_1 defined in Section 8 (see Figure 39). Since this fact will suffice for our purposes, we do not need to worry about the order of replacements. For the moment, let us assume that these are performed in the lexicographic order from top to bottom and then from left to right.

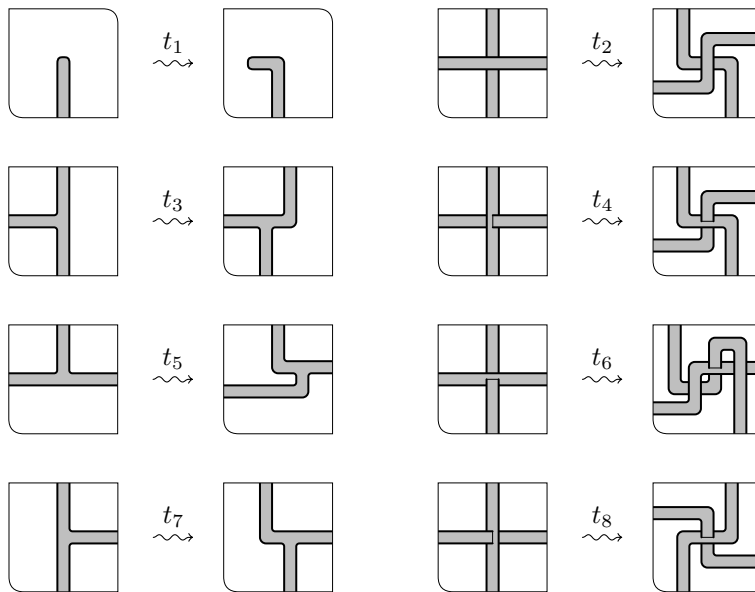


Figure 23. Extending the braiding procedure to any rectangular diagram.

Proposition 4. *The braiding procedure described above produces a 3-dimensional diagram isotopy from any rectangular diagram of an orientable ribbon surface to a band presentation of a braided surface with monotonic bands. Moreover, any such band presentation can be obtained in this way, starting from the rectangular diagram given by the flattening procedure (defined at the end of the previous section) applied to it.*

Proof. The first part of the statement is clear from the construction above. In particular, each vertical band is created starting from the top when a configuration of type

(d), (b'') or (b''') is meet, then it keeps going down, possibly passing through some disks in correspondence with the configurations of type (f), until it ends at the bottom with a half-curl deriving from a configuration of type (b) or (b'). Then, the result of the braiding procedure is a braided surface with monotonic bands.

For the second part of the statement, it suffices to observe that the flattening procedure applied to a band presentation of a braided surface with monotonic bands produces a rectangular diagram in restricted form. Then, the braiding procedure applied to such diagram can be easily seen to give back the original band presentation. \square

5. 4-DIMENSIONAL 2-HANDLEBODIES

By a *4-dimensional 2-handlebody* we mean a compact orientable 4-manifold W endowed with a handlebody structure, whose handles have indices ≤ 2 . We call *2-equivalence* the equivalence relation on 4-dimensional 2-handlebodies generated by *2-deformations*, meaning handle isotopy, handle sliding and addition/deletion of canceling pairs of handles of indices ≤ 2 . Of course 2-equivalent 4-dimensional 2-handlebodies are diffeomorphic, while the converse is not known and likely false.

Here, we consider 4-dimensional 2-handlebodies as simple covers of B^4 branched over ribbon surfaces. We recall that a smooth map $p: W \rightarrow B^4$ is called a *d -fold branched covering* if there exists a smooth 2-dimensional subcomplex $S \subset B^4$, the *branch set*, such that the restriction $p|_1: W - p^{-1}(S) \rightarrow B^4 - S$ is a *d -fold ordinary covering*. We will always assume S to be a ribbon surface in $R_+^4 \subset R_+^4 \cup \{\infty\} \cong B^4$. In this case, p can be completely described in terms of the monodromy $\omega_p: \pi_1(B^4 - S) \rightarrow \Sigma_d$, by labeling each region of the 3-dimensional diagram of S with the permutation $\omega_p(\mu)$ associated to a meridian μ around it, in such a way that the usual Wirtinger relations at the crossings are respected. Conversely, any Σ_d -labeling of S respecting such relations actually describes a covering of B^4 branched over S . Moreover, p is called a *simple branched covering* if over any branch point $y \in S$ there is only one singular point $x \in p^{-1}(y)$ and p has local degree 2 at x , being locally smoothly equivalent to the complex map $(z_1, z_2) \mapsto (z_1, z_2^2)$. In terms of the corresponding labeling, this means that each region is labeled by a transposition in Σ_d . We will refer to a ribbon surface with such a labeling by transpositions in Σ_d as a *labeled ribbon surface*.

Proposition 5. *A simple covering $p: W \rightarrow B^4$ branched over a ribbon surface determines a 4-dimensional 2-handlebody decomposition H_p of W , well-defined up to 2-deformations.*

Proof. Following [16], once an adapted 1-handlebody decomposition $S = (D_1 \sqcup \dots \sqcup D_m) \cup (B_1 \sqcup \dots \sqcup B_n)$ of S is given, with disks D_i as 0-handles and bands B_j as 1-handles, a 2-handlebody decomposition $W = (H_1^0 \sqcup \dots \sqcup H_d^0) \cup (H_1^1 \sqcup \dots \sqcup H_m^1) \cup (H_1^2 \sqcup \dots \sqcup H_n^2)$, where d is the degree of p , can be constructed as follows. We put $S_0 = D_1 \sqcup \dots \sqcup D_m \subset B^4$ and denote by $p_0: W_1 \rightarrow B^4$ the d -fold simple covering branched over S_0 with the labeling inherited by S . Then, we put $W_1 = (H_1^0 \sqcup \dots \sqcup H_d^0) \cup (H_1^1 \sqcup \dots \sqcup H_m^1)$, where the 0-handles $H_1^0, \dots, H_d^0 \cong B^4$ are the sheets of the covering p_0 and we have a 1-handle H_i^1 between the 0-handles H_k^0 and H_l^0 for each disk $D_i \subset S_0$ with label (kl) . Finally, W can be obtained by attaching to W_1 a 2-handle H_j^2 for each band $B_j \subset S$, whose attaching map is described by the framed knot given by the unique annular component of $p_0^{-1}(B_j) \subset \text{Bd } W_1$ (here

we think $B_j \subset R^3$ as a band in the 3-dimensional diagram of S). A detailed discussion of this construction in terms of Kirby diagrams can be found in Section 2 of [3].

Now, according to [3, Proposition 2.2], the 2-equivalence class of the 2-handlebody decomposition of W we have just described does not depend of the particular choice of the 1-handlebody decomposition of S . \square

In light of the above proposition, it makes sense to say that any Σ_d -labeled ribbon surface $S \subset B^4$ representing a simple branched covering p , also represents the 4-dimensional 2-handlebody H_p up to 2-deformations.

In terms of this representation, the addition of a pair of canceling 0- and 1-handles to the handlebody structure of W , can be interpreted as the addition of a $(d+1)$ -th extra sheet to the covering and the corresponding addition to S of a separate trivial disk D_{m+1} labeled $(i \ d+1)$ with $i \leq d$. We call *elementary stabilization* this operation, which changes a d -fold branched covering into a $(d+1)$ -fold one representing the same handlebody up to 2-deformation, and *elementary destabilization* its inverse. Also in this context, by a *(de)stabilization* we mean the result of consecutive elementary (de)stabilizations.

On the other hand, the addition/deletion of a pair of canceling 1- and 2-handles in the handlebody structure of W , can be interpreted as the addition/deletion of a corresponding canceling disk and band in the handlebody structure of S . This leaves essentially unchanged the labeled ribbon surface S (possibly up to some 1-isotopy moves s_2 occurring when the band passes through some disks), hence the covering $p: W \rightarrow B^4$ as well.

The following proposition summarizes results from [16] and [3].

Proposition 6. *Up to 2-deformations, any connected 4-dimensional 2-handlebody can be represented as a simple 3-fold branched covering of B^4 , by a Σ_3 -labeled ribbon surface in B^4 . Two labeled ribbon surfaces in B^4 represent 2-equivalent connected 4-dimensional 2-handlebodies if and only if, after stabilization to the same degree ≥ 4 , they are related by labeled 1-isotopy, meaning 1-isotopy that preserves the labeling consistently with the Wirtinger relations, and by the covering moves c_1 and c_2 in Figure 24.*

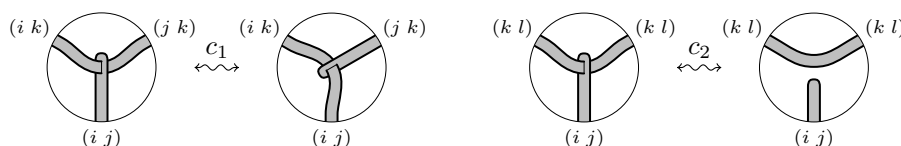


Figure 24. The covering moves.

Proof. The first part of the statement is Theorem 6 of [16] (see Section 3 of [3] for a different proof based on Kirby diagrams), while the second part is Theorem 1 of [3]. \square

We remark that the orientability of a 4-dimensional 2-handlebody does not imply the orientability of the labeled ribbon surfaces representing it as a simple branched covering of B^4 . Nevertheless, by using the covering moves c_1 and c_2 , any such labeled ribbon surface can be transformed into an orientable one, representing the same handlebody up to 2-deformations. In fact, those moves together with stabilization will enable us to easily convert any labeled planar diagram into a flat one.

As we anticipated at the end of Section 2, the covering moves c_1 and c_2 will also play a crucial role in the interpretation of Proposition 6 in terms of labeled flat planar diagrams.

In this context, we can still use the moves s_5 and s_6 in Figure 6 and the flat isotopy moves of Figure 7, but not the isotopy moves of Figure 8 that involve half-twists.

On the other hand, the 1-isotopy moves of Figure 3, as well as the covering moves c_1 and c_2 themselves, which arise as 3-dimensional moves, can also be thought as moves of flat planar diagrams due to their flat presentation. However, in doing that one has to be careful to use them only accordingly to such fixed flat presentation.

Finally, (de)stabilization makes sense also for flat planar diagrams, being realizable in the elementary case as addition/deletion of a separate flat disk labeled $(i, d+1)$ with $i \leq d$, to a Σ_d -labeled flat diagram. We call such a modification a *(de)stabilization move*.

As we will see shortly, in the presence of covering moves and stabilization all the moves of Figure 8 can be replaced by a unique move of flat planar diagrams (cf. Figure 27 below). But first we need the following lemma (cf. [3] and [19]).

Lemma 7. *The covering moves c_1 and c_2 generate their symmetric \bar{c}_1 and \bar{c}_2 , where terminal ribbon intersections of type (h) replace those of type (g) occurring in c_1 and c_2 (cf. Figure 4), modulo flat isotopy moves in Figure 7. Moreover, c_1 and \bar{c}_1 generate the self-symmetric moves c_3 and c_4 in Figure 25, where the left side of c_4 is assumed to be labeled in Σ_d , modulo the flat isotopy moves in Figure 7, the 1-isotopy moves s_2 and s_3 in Figure 3 and stabilization (actually required only for c_4).*

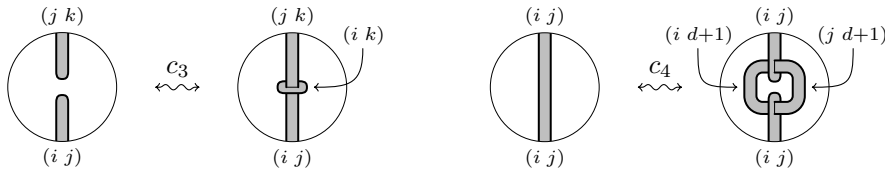


Figure 25. Joining and splitting bands.

Proof. Move \bar{c}_1 can be reduced to the original move c_1 , by applying the flat isotopy moves \bar{s}_{18} and \bar{s}_{17} respectively to the left side and to right side. Similarly, move \bar{c}_2 can be reduced to c_2 modulo the flat isotopy moves \bar{s}_{18} and s_{11} . Figure 26 shows how to generate moves c_3 and c_4 . For the convenience of the reader, here and in the following figures, we indicate under the arrows the corresponding moves, omitting the flat isotopy ones. \square

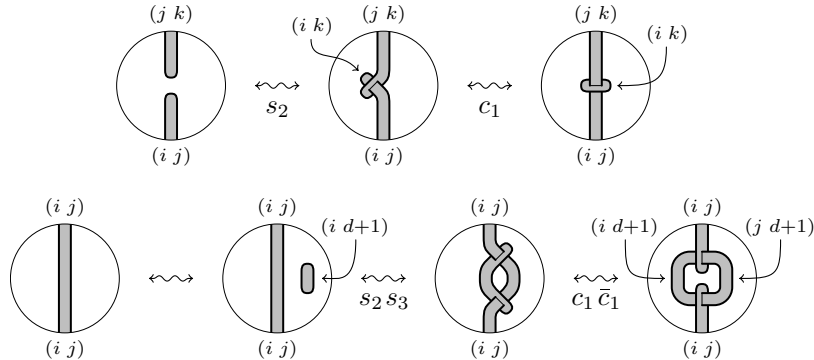


Figure 26. Generating c_3 and c_4 .

Proposition 8. *Up to 2-deformations, any connected 4-dimensional 2-handlebody can be represented as a simple branched covering of B^4 by a labeled flat planar diagram (cf. [3, Remark 2.7]). Two labeled flat planar diagrams represent 2-equivalent 4-dimen-*

sional 2-handlebodies if and only if they are related by the (de)stabilization moves, the moves s_1 to s_{18} and s_{27} in Figures 3, 6, 7 and 27, and the moves c_1 and c_2 in Figures 24.

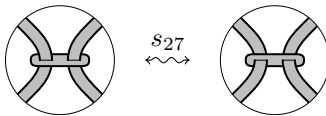


Figure 27. The reversing move.

Proof. Proposition 6 tells us that any connected 4-dimensional 2-handlebody can be represented by a labeled planar diagram. This can be made flat by replacing one by one in turn all the half-twist occurring in it as indicated in Figure 28, where d is the degree of the covering. Of course, the degree of the covering increases by one at a single replacement, hence we have different d 's when replacing different half-twists. Then, the final degree depends on the number of the half-twists (a different flattening procedure, which does not increase the degree, is described in [3, Remark 2.7]), while the final labeling depends on the order of the replacements, and on the choice of i (instead of j) for each one of them. In any case, we obtain a labeled flat planar diagram representing the same 4-dimensional 2-handlebody as the original diagram, since each replacement can be thought as a move c_4 followed by a move s_{23} or \bar{s}_{23} . This proves the first part of the proposition.




Figure 28. Replacing half-twists.

Now, assume we are given two labeled flat planar diagrams representing the same 4-dimensional 2-handlebody up to 2-deformations. Then, by Proposition 6 they are related by a sequence of (de)stabilization moves, 1-isotopy moves s_1 to s_{26} and covering moves c_1 and c_2 . At each step of the sequence, if some half-twist is created by one of the moves s_{19} to s_{26} , we replace it as described above. Then, we let the replacing configuration follow the original half-twist under the subsequent moves, until it disappears by the effect of one of the moves s_{19} to s_{26} again. In this way, we get a sequence of flat planar diagrams between the given ones, each related to the previous by the same move as in the original sequence, except that instead of the moves s_{19} to s_{26} we have their flat versions deriving from the replacement of half-twists. Then, to prove the second part of the proposition, it suffices to derive those flat versions from the moves prescribed in the statement. In doing that, we can also use the moves \bar{c}_1 , \bar{c}_2 , c_3 and c_4 , thanks to Lemma 7, and all the symmetric moves \bar{s}_5 to \bar{s}_{18} , according to the discussion preceding Proposition 1. Moreover, since the labeling resulting from different choices in replacing the half-twists can be easily seen to be equivalent up to some moves c_4 and s_{27} (possibly after renumbering the sheets of the covering), we can always assume it to be the most convenient one.

Move s_{19} is realized in Figure 29, with one move s_{27} and two moves c_4 . Moves s_{21} and s_{22} can be derived in a similar way, with the help of some flat isotopy moves. Move s_{20} can

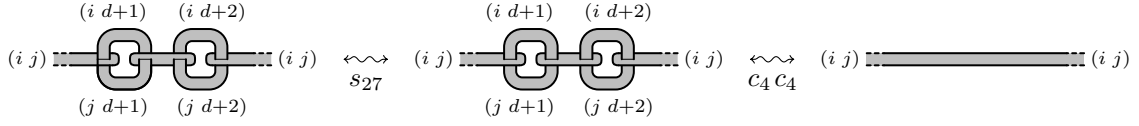


Figure 29. Deriving move s_{19} .

be skipped, being a consequence of s_7 , s_{23} and s_{24} (in the special case when the bottom band is terminal), as we have already noted.

Moves s_{23} and s_{25} are obtained in Figure 30, by using moves c_3 and s_2 for the former and moves s_{27} and c_4 for the latter.

Move s_{24} and s_{26} are considered, in an equivalent form up to s_{19} , in Figures 31 and 32 respectively. In particular, in Figure 32 we use the symmetric move \bar{s}_2 , which can be

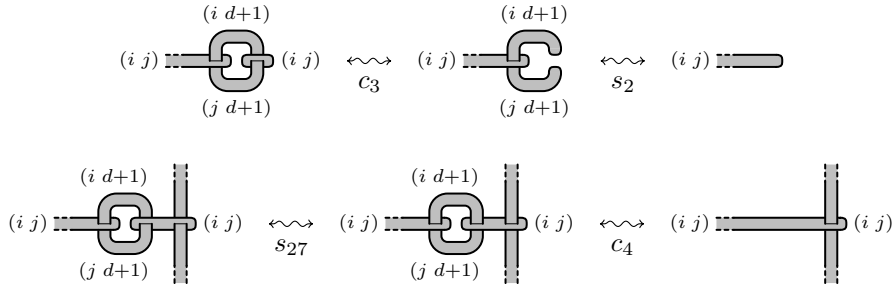


Figure 30. Deriving moves s_{23} and s_{25} .

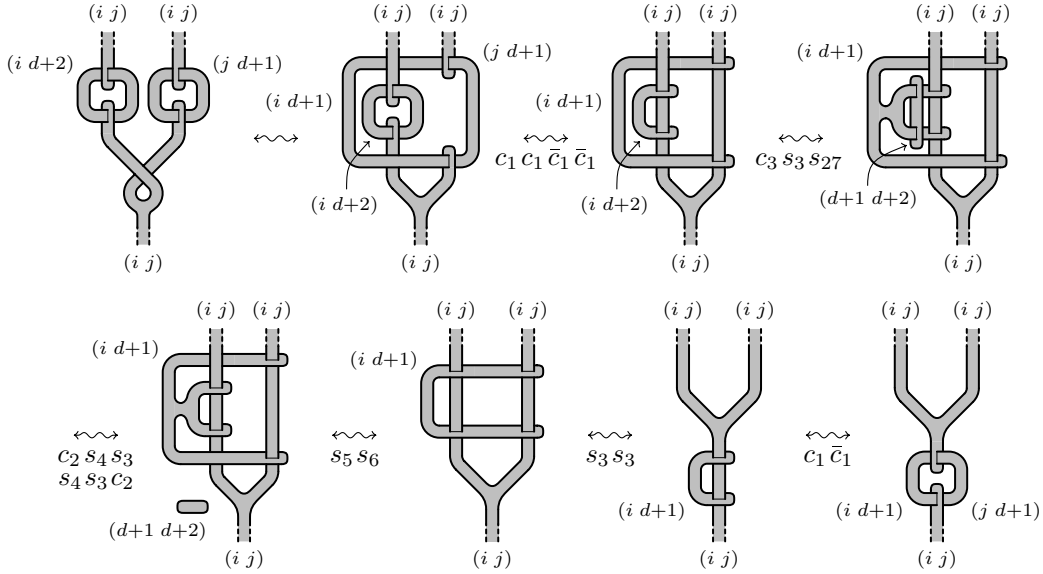


Figure 31. Deriving move s_{24} .

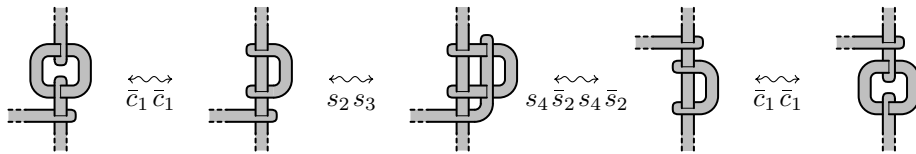


Figure 32. Deriving moves s_{26} .

easily reduced to s_2 modulo s_5, s_{11}, s_{23} and s_{25} . It is worth remarking that move s_{26} could also be realized by an obvious 1-isotopy, without involving the covering moves c_1 and \bar{c}_1 , but this would require different planar projections of the 1-isotopy moves s_3 and s_4 , much more difficult to get than \bar{s}_2 . \square

6. LEFSCHETZ FIBRATIONS OVER B^2

A smooth map $f: W \rightarrow B^2$, with W a smooth oriented compact 4-manifold (possibly with corners), is called a *Lefschetz fibration* if the following properties hold:

- 1) f has a finite set $A = \{a_1, a_2, \dots, a_n\} \subset \text{Int } B^2$ of *singular values* and the restriction $f|_1: W - f^{-1}(A) \rightarrow B^2 - A$ is a locally trivial fiber bundle, whose fiber is a compact connected orientable surface F with (possibly empty) boundary, called the *regular fiber* of f ;
- 2) for any $a_i \in A$ the *singular fiber* $F_{a_i} = f^{-1}(a_i)$ contains only one singular point $w_i \in F_{a_i} \cap \text{Int } W$ and there are local complex coordinates (z_1, z_2) of W and z of B^2 centered at w_i and a_i respectively, such that $f: (z_1, z_2) \mapsto z = z_1^2 + z_2^2$.

If such coordinates (z_1, z_2) can be chosen to preserve orientations (no matter whether z does as well or not), then we call w_i a *positive singular point*, otherwise we call it a *negative singular point*. Obviously, at a negative singular point we can always choose orientation preserving complex coordinates (z_1, z_2) such that $f: (z_1, z_2) \mapsto z = z_1^2 + \bar{z}_2^2$.

Two Lefschetz fibrations $f: W \rightarrow B^2$ and $f': W' \rightarrow B^2$ are said to be *fibered equivalent* if there are orientation preserving diffeomorphisms $\varphi: B^2 \rightarrow B^2$ and $\tilde{\varphi}: W \rightarrow W'$ such that $\varphi \circ f = f' \circ \tilde{\varphi}$. Of course, in this case φ restricts to a bijection $\varphi|_1: A \rightarrow A'$ between the sets of singular values of f and f' respectively, while $\tilde{\varphi}$ sends each singular point w_i of f into a singular point w'_j of f' with the same sign.

Notice that the locally trivial fiber bundle $f|_1$ in the definition of Lefschetz fibration $f: W \rightarrow B^2$ is oriented. Indeed, each regular fiber $F_x = f^{-1}(x) \cong F$ with $x \in B^2 - A$ has a preferred orientation, determined by the following rule: the orientation of W at any point of F_x coincides with the product of the orientation induced by the standard one of B^2 on any smooth local section of f with the preferred one of F_x in that order. In what follows, we will consider $F = F_* = f^{-1}(*)$ endowed with this preferred orientation, for the fixed base point $* \in S^1$.

On the other hand, any singular fiber F_{a_i} is an orientable surface away from the singular point w_i and the preferred orientation of the regular fibers coherently extends to $F_{a_i} - \{w_i\}$. Moreover, when $\text{Bd } F \neq \emptyset$, by putting $\text{Bd } F_{a_i} = \text{Bd}(F_{a_i} - \{w_i\})$ for $i = 1, 2, \dots, n$ and $T = \cup_{x \in B^2} \text{Bd } F_x \subset \text{Bd } W$, we have that $f|_T: T \rightarrow B^2$ is a trivial bundle with fiber $\text{Bd } F$. In this case corners naturally occur along $T \cap f^{-1}(S^1) = \cup_{x \in S^1} \text{Bd } F_x \subset \text{Bd } W$.

The structure of f over a small disk D_i centered at a singular value a_i is given by the following commutative diagram, where: $\gamma^{\pm 1}: F \rightarrow F$ is a Dehn twist along a cycle $c \subset F$, and it is positive (right-handed) or negative (left-handed) according to the sign of the singular point $w_i \in F_{a_i}$; $T(\gamma^{\pm 1}) = F \times [0, 1]/((\gamma^{\pm 1}(x), 0) \sim (x, 1) \forall x \in F)$ is the mapping torus of $\gamma^{\pm 1}$ and $\pi: T(\gamma^{\pm 1}) \rightarrow S^1 \cong [0, 1]/(0 \sim 1)$ is the canonical projection; the singular fiber $F_{a_i} \cong F/c$ has a node singularity at w_i , which is positive or negative according to

the sign of w_i ; φ and $\tilde{\varphi}$ are orientation preserving diffeomorphisms such that the cycles $c_x = \tilde{\varphi}([c, s], t) \subset F_x$ collapse to w_i as $x = \varphi(s, t) \rightarrow a_i$. (cf. [9] or [13])

$$\begin{array}{ccccccc}
T(\gamma^\pm) \times (0, 1] & \xrightarrow{\tilde{\varphi}} & f^{-1}(D_i) - F_{a_i} \subset f^{-1}(D_i) & \supset & F_{a_i} & & \\
\downarrow \pi \times \text{id} & & \downarrow & & \downarrow f| & & \downarrow \\
S^1 \times (0, 1] & \xrightarrow{\varphi} & D_i - \{a_i\} & \subset & D_i & \ni & a_i
\end{array}$$

Due to this collapsing, the cycles c_x are called *vanishing cycles*. We point out that they are well-defined up to ambient isotopy of the fibers F_x , while the cycle $c \subset F$ is only defined up to diffeomorphisms of F , depending on the specific identification $F \cong F_x$ induced by $\tilde{\varphi}$. The indeterminacy of the cycle $c \subset F$ can be resolved if a Hurwitz system $(\alpha_1, \alpha_2, \dots, \alpha_n)$ for A is given. In fact, we can choose $\tilde{\varphi}$ such that the induced identification $F \cong F_x$ coincides with the one deriving from any trivialization of $f|$ over any arc α'_i joining $*$ to x in $B^2 - A$ and running along α_i outside D_i . In this way, we get a cycle $c_i \subset F$ well-defined up to ambient isotopy of F , which represents the vanishing cycles at w_i in the regular fiber $F = F_*$. We denote by γ_i , the positive (right-handed) or negative (left-handed) Dehn twists of F along c_i corresponding to $\gamma^{\pm 1}$ in the above diagram, which is uniquely determined up to ambient isotopy of F as well. We call c_i the *vanishing cycle* of f over a_i and γ_i the *mapping monodromy* of f over a_i (with respect to the given Hurwitz system).

The Lefschetz fibration $f: W \rightarrow B^2$ with the set of singular values $A \subset B^2$ turns out to be uniquely determined, up to fibered equivalence, by its mapping monodromy sequence $(\gamma_1, \gamma_2, \dots, \gamma_n)$ with respect to any given Hurwitz system $(\alpha_1, \alpha_2, \dots, \alpha_n)$ for A . Of course, we can identify F with the standard compact connected oriented surface $F_{g,b}$ with genus $g \geq 0$ and $b \geq 0$ boundary components, and think of the γ_i 's as Dehn twists of $F_{g,b}$. Actually, we will represent them as signed cycles in $F_{g,b}$.

According to our discussion about Hurwitz systems in Section 3, mapping monodromy sequences associated to different Hurwitz systems are related by elementary transformations, changing a given sequence of Dehn twists $(\gamma_1, \gamma_2, \dots, \gamma_n)$ into $(\gamma'_1, \gamma'_2, \dots, \gamma'_n)$ with $\gamma'_i = \gamma_i \gamma_{i+1} \gamma_i^{-1}$, $\gamma'_{i+1} = \gamma_i$ and $\gamma'_k = \gamma_k$ for $k \neq i, i+1$, for some $i < n$, and their inverses. We call this transformation the *twist sliding* of γ_{i+1} over γ_i , and its inverse the twist sliding of γ'_i over γ'_{i+1} .

When considering f up to fibered equivalence, we can always assume $(\alpha_1, \alpha_2, \dots, \alpha_n)$ to be the standard Hurwitz system and consider $(\gamma_1, \gamma_2, \dots, \gamma_n)$ as an abstract sequence of Dehn twists of $F_{g,b}$ without any reference to a specific Hurwitz system. In this perspective, twist slidings can be interpreted as fibered isotopy moves, and two sequences of Dehn twists of $F_{g,b}$ represent fibered equivalent Lefschetz fibrations if and only if they are related by: 1) the simultaneous action of $\mathcal{M}_{g,b} = \mathcal{M}_+(F_{g,b})$ on the vanishing cycles, where \mathcal{M}_+ denotes the positive mapping class group consisting of all isotopy classes of orientation preserving diffeomorphisms fixing the boundary, to take into account possibly different identifications $F \cong F_{g,b}$; 2) twist slidings (hence cyclic shift of the γ_i 's as well), to pass from one Hurwitz system to another.

Actually, any sequence $(\gamma_1, \gamma_2, \dots, \gamma_n)$ of positive or negative Dehn twists of $F_{g,b}$ does represent in this way a Lefschetz fibration $f: W \rightarrow B^2$ with regular fiber $F \cong F_{g,b}$, uniquely determined up to fibered equivalence. Such a Lefschetz fibration f can be constructed as described below.

The most elementary non-trivial Lefschetz fibrations over B^2 are the *Hopf fibrations* $h_{\pm}: H \rightarrow B^2$, with $H = \{(z_1, z_2) \in \mathbb{C}^2 \mid |z_2| \leq 2 \text{ and } |z_1^2 + z_2^2| \leq 1\} \cong B^4$ (up to smoothing the corners) and $h_+(z_1, z_2) = z_1^2 + z_2^2$ (resp. $h_-(z_1, z_2) = z_1^2 + \bar{z}_2^2$) for all $(z_1, z_2) \in H$. Their regular fiber is an annulus $F \cong F_{0,2}$ and they have $w_1 = (0, 0)$ and $a_1 = 0$ as the unique singular point and singular value respectively, while the mapping monodromy γ_1 is the right-handed (resp. left-handed) Dehn twist along the unique vanishing cycle c_1 represented by the core of F . Furthermore, for each $x \in S^1$ the regular fiber $F_x = h_+^{-1}(x)$ (resp. $h_-^{-1}(x)$) forms a positive (resp. negative) full twist as an embedded closed band in $\text{Bd } H \cong S^3$. We call h_+ (resp. h_-) the *positive* (resp. *negative*) Hopf fibration.

Now we introduce a fiber gluing operation, which will allow us to build up any other non-trivial Lefschetz fibration over B^2 by using Hopf fibrations as the basic blocks, and to describe the equivalence moves in Section 7 as well.

Let $f_1: W_1 \rightarrow B^2$ and $f_2: W_2 \rightarrow B^2$ be two Lefschetz fibrations with regular fibers $F_1 = f_1^{-1}(*)$ and $F_2 = f_2^{-1}(*)$ respectively, and let $\eta: G_1 \rightarrow G_2$ be a diffeomorphism between two smooth subsurfaces (possibly with corners) $G_1 \subset F_1$ and $G_2 \subset F_2$ such that $F = F_1 \cup_{\eta} F_2 = (F_1 \sqcup F_2)/(x \sim \eta(x) \forall x \in G_1)$ is a smooth surface (possibly with corners). For $i = 1, 2$, we can consider $F_i \subset F$ and hence $\text{Fr}_F F_i \subset \text{Bd } F_i$. Moreover, once a trivialization $\varphi_i: T_i = \cup_{x \in B^2} \text{Bd } f_i^{-1}(x) \rightarrow B^2 \times \text{Bd } F_i$ of the restriction $f_i|_{T_i}: T_i \rightarrow B^2$ is chosen such that $\varphi_i(x) = (*, x)$ for all $x \in \text{Bd } F_i$, we can extend f_i to a Lefschetz fibration $\widehat{f}_i: \widehat{W}_i \rightarrow B^2$ with F as the regular fiber, in the following way. We put $\widehat{W}_i = W_i \cup_{\varphi'_i} (B^2 \times \text{Cl}_F(F - F_i))$, where φ'_i is the restriction of φ_i to $T'_i = \varphi_i^{-1}(B^2 \times \text{Fr}_F F_i) \subset T_i$, and define \widehat{f}_i to coincide with the projection onto the first factor in $B^2 \times \text{Cl}_F(F - F_i)$. Then, let $I_1, I_2 \subset S^1$ denote two intervals respectively ending to and starting from $* \in S^1$ (in the counterclockwise orientation) and let $\psi_i: \widehat{f}_i^{-1}(I_i) \rightarrow I_i \times F$ be any trivialization of the restrictions $\widehat{f}_i|_{\widehat{f}_i^{-1}(I_i)}: \widehat{f}_i^{-1}(I_i) \rightarrow I_i$ such that $\psi_i(x) = (*, x)$ for all $x \in F$, with $i = 1, 2$. Finally, we define a new Lefschetz fibration $f_1 \#_{\eta} f_2: W_1 \#_{\eta} W_2 \rightarrow B^2 \# B^2 \cong B^2$, where $B^2 \# B^2 = B^2 \cup_{\rho} B^2$ is the boundary connected sum given by an orientation reversing identification $\rho: I_1 \rightarrow I_2$, by putting $W_1 \#_{\eta} W_2 = \widehat{W}_1 \cup_{\psi} \widehat{W}_2$ and $f_1 \#_{\eta} f_2 = \widehat{f}_1 \cup_{\psi} \widehat{f}_2$, with $\psi = \psi_2^{-1} \circ (\rho \times \text{id}_F) \circ \psi_1: f_1^{-1}(I_1) \rightarrow f_2^{-1}(I_2)$. A straightforward verification shows that, this is well-defined up to fibered equivalence, depending only on f_1, f_2 and η , but not on the various choices involved in its construction.

We call the Lefschetz fibration $f_1 \#_{\eta} f_2: W_1 \#_{\eta} W_2 \rightarrow B^2$ the *fiber gluing* of f_1 and f_2 through the diffeomorphism $\eta: G_1 \rightarrow G_2$. It has regular fiber $F = F_1 \cup_{\eta} F_2$. Moreover, under the identification $B^2 \# B^2 \cong B^2$, its set of singular values is the disjoint union $A = A_1 \sqcup A_2 \subset B^2$ of those of f_1 and f_2 , while a mapping monodromy sequence for it is given by the juxtaposition of two given sequences for f_1 and f_2 , with all the Dehn twists thought of as acting on F , through the inclusions $F_i \subset F$.

Up to fibered equivalence, fiber gluing is weakly associative in the sense that the equivalence between $(f_1 \#_{\eta_1} f_2) \#_{\eta_2} f_3$ and $f_1 \#_{\eta_1} (f_2 \#_{\eta_2} f_3)$ holds under the assumption (not always true) that all the gluings appearing in both the expressions make sense. This fact easily follows from the definition and allows us to write $f_1 \#_{\eta_1} f_2 \#_{\eta_2} \dots \#_{\eta_{n-1}} f_n$ without brackets. Still up to fibered equivalence, fiber gluing is also commutative, being the monodromy sequences for $f_1 \#_{\eta} f_2$ and $f_2 \#_{\eta^{-1}} f_1$ related by a cyclic shift.

Finally, it is worth noticing that the fiber gluing $f_1 \#_{\eta} f_2$ reduces to the usual fiber sum (cf. [9]) when $G_i = F_i = F$ for $i = 1, 2$ and $\eta = \text{id}_F$. On the other hand, as we will see in the next section, it also includes as a special case the Hopf plumbing.

Then, given any sequence of positive or negative Dehn twists $(\gamma_1, \gamma_2, \dots, \gamma_n)$ of $F_{g,b}$, a Lefschetz fibration $f: W \rightarrow B^2$ with that mapping monodromy sequence is provided by the fiber gluing $f = f_0 \#_{\eta_1} h_1 \#_{\eta_2} h_2 \dots \#_{\eta_n} h_n$, where: f_0 is the product fibration $B^2 \times F_{g,b} \rightarrow B^2$; h_i is a positive or negative Hopf fibration according to the sign of γ_i ; $\eta_i: N_i \rightarrow F_i$ is an orientation preserving diffeomorphism between a regular neighborhood $N_i \subset \text{Int } F_{g,b}$ of the cycle c_i along which γ_i occurs and the regular fiber F_i of h_i .

The total space W of any Lefschetz fibration $f: W \rightarrow B^2$ has a natural 4-dimensional 2-handlebody structure H_f , induced by $\|f\|^2: W \rightarrow [0, 1]$ as a Morse function away from 0 (see [9] or [13]). For our aims, it is more convenient to derive such handlebody structure of W from a mapping monodromy sequence representing f , through the corresponding fiber gluing decomposition. This is the point of view adopted in the next proposition.

Proposition 9. *Any Lefschetz fibration $f: W \rightarrow B^2$ determines a 4-dimensional 2-handlebody decomposition H_f of W , well-defined up to 2-deformations. Moreover, the 2-equivalence class of H_f is invariant under fibered equivalence of Lefschetz fibrations.*

Proof. Let $(\gamma_1, \gamma_2, \dots, \gamma_n)$ be the mapping monodromy sequence of f associated to any Hurwitz system for the set of singular values $A = \{a_1, a_2, \dots, a_n\} \subset B^2$. Then, a 4-dimensional 2-handlebody decomposition of W based on the corresponding fiber gluing presentation $f = f_0 \#_{\eta_1} h_1 \#_{\eta_2} h_2 \dots \#_{\eta_n} h_n$ described above, can be constructed as follows.

We start with any handlebody decomposition H_F of $F_{g,b}$ and consider the induced 4-dimensional 2-handlebody decomposition $B^2 \times H_F$ of the product $B^2 \times F_{g,b}$ (actually, this can be assumed to have no 2-handles if $b > 0$). Then, for all $i = 1, 2, \dots, n$, we define the 2-handle H_i^2 as the total space $H \cong B^4$ of the Hopf fibration $h_i: H \rightarrow B^2$, attached to $B^2 \times F_{g,b}$ through the map $(\rho \times \eta_i)^{-1}: I_2 \times F_i \rightarrow I_1 \times F_{g,b}$. The attaching sphere of H_i^2 is a copy $\{y_i\} \times c_i \subset S^1 \times F_{g,b}$ of the vanishing cycle $c_i \subset F_{g,b}$, while its attaching framing turns out to be -1 (resp. $+1$) with respect to the one given by $F_{g,b}$, if the singular point w_i , hence the Hopf fibration H_i , is positive (resp. negative), due to the negative (resp. positive) full twist formed by the fiber F_{x_i} in $\text{Bd } H \cong S^3$. The points y_1, y_2, \dots, y_n are ordered along $S^1 - \{*\}$ according to the counterclockwise orientation.

Now, we let $H_f = (B^2 \times H_F) \cup H_1^2 \cup H_2^2 \cup \dots \cup H_n^2$ be the handlebody decomposition of W just constructed and observe that, up to handle isotopy, it depends only on the choices of the mapping monodromy sequence $(\gamma_1, \gamma_2, \dots, \gamma_n)$ and of the handlebody decomposition H_F of $F_{g,b}$.

The well-definedness of H_f up to 2-deformations and its invariance under fibered isotopy of f are immediate consequences of the following facts: 1) diffeomorphic 2-dimensional handlebodies are always 2-equivalent; 2) any twist sliding in the mapping monodromy sequence $(\gamma_1, \gamma_2, \dots, \gamma_n)$ induces a number of 2-handle slidings on the handlebody H_f , one for each transversal intersection between the cycles involved in the twist sliding. \square

As proved by J. Harer in his thesis [11], up to 2-equivalence any 4-dimensional 2-handlebody decomposition of W can be represented by a Lefschetz fibration $f: W \rightarrow B^2$ according to Proposition 9. This could also be derived from Proposition 8, by applying the braiding procedure discussed in Section 4 to the labeled flat diagram representing the given handlebody decomposition (cf. Proposition 10 below).

The natural question of how to relate any two such representations of 2-equivalent 4-dimensional 2-handlebodies will be answered in the next sections, by using the branched covering representation of Lefschetz fibrations we are going to describe in the final part of

this section. As a preliminary step, let us briefly discuss the notion of mapping monodromy homomorphism of a Lefschetz fibration.

Let $f: W \rightarrow B^2$ be a Lefschetz fibration with set of singular values $A = \{a_1, a_2, \dots, a_n\} \subset B^2$ and regular fiber $F \cong F_{g,b}$. Since $\pi_1(B^2 - A)$ is freely generated by any Hurwitz system $(\alpha_1, \alpha_2, \dots, \alpha_n)$ for A , the corresponding mapping monodromy sequence $(\gamma_1, \gamma_2, \dots, \gamma_n)$ for f gives rise to a homomorphism $\omega_f: \pi_1(B^2 - A) \rightarrow \mathcal{M}_{g,b} = \mathcal{M}_+(F_{g,b}) \cong \mathcal{M}_+(F)$ such that $\omega_f(\alpha_i) = \gamma_i$ for every $i = 1, 2, \dots, n$ (remember that we denote by \mathcal{M}_+ the positive mapping class group, consisting of all isotopy classes of orientation preserving diffeomorphisms fixing the boundary).

We call $\omega_f: \pi_1(B^2 - A) \rightarrow \mathcal{M}_{g,b}$ the *mapping monodromy* of f . Notice that ω_f is defined only up to conjugation in $\mathcal{M}_{g,b}$, depending on the chosen identification $F \cong F_{g,b}$. On the contrary, ω_f does not depend on the specific sequence $(\gamma_1, \gamma_2, \dots, \gamma_n)$, admitting an intrinsic definition not based on the choice of a Hurwitz system.

We outline such definition of ω_f , to emphasize that for $\text{Bd } F \neq \emptyset$ (that is $b > 0$) it also involves the choice of a trivialization $\varphi: T \cong B^2 \times \text{Bd } F$ of the bundle $f|_T: T \rightarrow B^2$, such that $\varphi(x) = (*, x)$ for all $x \in \text{Bd } F$. This is used to achieve the condition that $\omega_f([\lambda])$ fixes $\text{Bd } F$ for any $[\lambda] \in \pi_1(B^2 - A)$, as follows. Given the loop $\lambda: [0, 1] \rightarrow B^2 - A$, we first consider the commutative diagram below, where the total space of the induced fiber bundle $\lambda^*(f|)$ is identified with $[0, 1] \times F$ by a trivialization of $\lambda^*(f|)$, in such a way that $\tilde{\lambda}(0, x) = x$ for all $x \in F$ and $\tilde{\lambda}(t, x) = \varphi(\lambda(t), x)$ for all $x \in \text{Bd } F$.

$$\begin{array}{ccc} [0, 1] \times F & \xrightarrow{\tilde{\lambda}} & W - f^{-1}(A) \\ \lambda^*(f|) \downarrow & & \downarrow f| \\ [0, 1] & \xrightarrow{\lambda} & B^2 - A \end{array}$$

Then we put $\omega_f([\lambda]) = [\tilde{\lambda}_1]$, with $\tilde{\lambda}_1: F \rightarrow F$ the diffeomorphism fixing $\text{Bd } F$, defined by $\tilde{\lambda}_1(x) = \tilde{\lambda}(1, x)$ for all $x \in F$. It is not difficult to see that this definition is independent on the specific choice of φ , since different choices are fiberwise isotopic.

From the classical theory of fiber bundles, we know that ω_f uniquely determines the restriction of $f|$ over $B^2 - A$ up to fibered equivalence. But in general it does not determine the whole Lefschetz fibration f . In fact, when considering γ_i as an element of $\mathcal{M}_{g,b}$ the sign of it as a Dehn twist gets lost if the cycle c_i is homotopically trivial in $F_{g,b}$, being in this case γ_i and γ_i^{-1} both isotopic to the identity, while there is no loss of information in the non-trivial cases. Therefore, the mapping monodromy $\omega_f: \pi_1(B^2 - A) \rightarrow \mathcal{M}_{g,b}$ uniquely determines the Lefschetz fibration $f: W \rightarrow B^2$ up to fibered equivalence only under the assumption that no vanishing cycle of f is homotopically trivial in $F_{g,b}$, in which case f is called a *relatively minimal* Lefschetz fibration. While in the presence of trivial vanishing cycles, f turns out to be determined only up to blow-ups (cf. [9]).

A Lefschetz fibration $f: W \rightarrow B^2$ is called *allowable* if its regular fiber F has boundary $\text{Bd } F \neq \emptyset$ and all its vanishing cycles are homologically non-trivial in F (hence f is relatively minimal as well). Of course, since the property of being homologically non-trivial is invariant under the action of $\mathcal{M}_+(F)$, it is enough to verify it for the vanishing cycles c_i of any given monodromy sequence $(\gamma_1, \gamma_2, \dots, \gamma_n)$ for f .

According to [15] and [24], allowable Lefschetz fibrations are closely related to simple covering of $B^2 \times B^2$ branched over braided surfaces. This relation is established by the next two propositions. But first we recall the notion of lifting braids (cf. [2], [17] or [24]).

Let $q: F \rightarrow B^2$ be a simple covering branched over the finite set $\tilde{*} \in \Gamma_m B^2$. Then a braid $\beta \in \mathcal{B}_m \cong \pi_1(\Gamma_m B^2, \tilde{*})$ is said to be *liftable* with respect to q , when such is the terminal diffeomorphism $h_1: (B^2, \tilde{*}) \rightarrow (B^2, \tilde{*})$ of an ambient isotopy $(h_t)_{t \in [0,1]}$ of B^2 that fixes S^1 and realizes β as the loop $t \mapsto \tilde{h}_t(\tilde{*})$ in $\Gamma_m B^2$, meaning that there exists a diffeomorphism $\tilde{h}_1: F \rightarrow F$ such that $q \circ \tilde{h}_1 = h_1 \circ q$. We denote by $\mathcal{L}_q \subset \mathcal{B}_m$ the subgroup of the liftable braids and by $\lambda_q: \mathcal{L}_q \rightarrow \mathcal{M}_+(F)$ the *lifting homomorphism*, that sends β to the isotopy class of \tilde{h}_1 . It turns out that, if $\beta \in \mathcal{L}_q$ is a positive (resp. negative) half-twist around an arc $b \subset B^2$, then $\lambda_q(\beta)$ is the positive (resp. negative) Dehn twist along the unique cycle component of $q^{-1}(b) \subset F$. Actually, every compact connected orientable surface F with boundary $\text{Bd } F \neq \emptyset$ admits a branched covering $q: F \rightarrow B^2$, such that any Dehn twist in $\mathcal{M}_+(F)$ along a homologically non-trivial cycle of F can be represented in this way. This result dates back to the seventies in the special case when $\text{Bd } F$ is connected, while it was proved in [24] in the general case.

Proposition 10. *Let $p: W \rightarrow B^2 \times B^2$ be a simple covering branched over a braided surface $S \subset B^2 \times B^2$. Then, the composition $f = \pi \circ p: W \rightarrow B^2$, where $\pi: B^2 \times B^2 \rightarrow B^2$ is the projection onto the first factor, is an allowable Lefschetz fibration. The set $A \subset B^2$ of singular values of f coincides with the branch set of the branched covering $\pi|_S: S \rightarrow B^2$, and the mapping monodromy of f is the lifting $\omega_f = \lambda_q \circ \omega_S$ of the braid monodromy ω_S of S , through the branched covering $q = p|_F: F \cong f^{-1}(*) \rightarrow \pi^{-1}(*) \cong B^2$ representing the regular fiber F of f (notice that $\text{Im } \omega_S \subset \mathcal{L}_q$). Moreover, the 4-dimensional 2-handlebody decompositions H_f and H_p of W , given by Propositions 9 and 5 respectively, coincide (up to 2-equivalence).*

Proof. The first part of the statement is a special case of Proposition 1 of [15]. The proof of the equations $\omega_f = \lambda_q \circ \omega_S$ and $H_f = H_p$ is just a matter of comparing the definitions. \square

Proposition 11. *Any allowable Lefschetz fibration $f: W \rightarrow B^2$ factorizes as a composition $f = \pi \circ p$, where $\pi: B^2 \times B^2 \rightarrow B^2$ is the projection onto the first factor and $p: W \rightarrow B^2 \times B^2$ is a simple covering branched over a braided surface $S \subset B^2 \times B^2$ (actually, p could be assumed to have degree 3 when $\text{Bd } F$ is connected, but we will not need this fact here).*

Proof. This is a special case of Proposition 2 of [15]. \square

In light of Propositions 10 and 11, up to composition with π , labeled braided surfaces $S \subset B^2 \times B^2$ (in fact, their band presentations) representing simple branched coverings $p: W \rightarrow B^2 \times B^2$, can be used to represent allowable Lefschetz fibrations $f: W \rightarrow B^2$ as well. Under this representation, labeled braided isotopy and band sliding for labeled braided surfaces respectively correspond to fibered equivalence and twist sliding for Lefschetz fibrations.

7. THE 2-EQUIVALENCE MOVES

In this section we describe some operations on a Lefschetz fibration $f: W \rightarrow B^2$, that preserve the 2-equivalence class of the 4-dimensional 2-handlebody decomposition H_f induced on the total space W , hence the smooth topological type of W as well.

S move. This is the well-known Hopf stabilization (or plumbing) of a Lefschetz fibration with bounded regular fiber. In terms of fiber gluing it can be defined as follows.

Let $F: W \rightarrow B^2$ be a Lefschetz fibration with regular fiber F such that $\text{Bd } F \neq \emptyset$, $a \subset F$ be a proper smooth arc and $G \subset F$ be a regular neighborhood of a . On the other hand, let $F_h \cong F_{0,2}$ be the regular fiber of the Hopf fibration $h_{\pm}: H \rightarrow B^2$ and $G_h \subset F_h$ be a regular neighborhood of a transversal arc in the annulus F_h . Then, the *positive* (resp. *negative*) *Hopf stabilization* of f is the fiber gluing $f' = f \#_{\eta} h_+$ (resp. $f' = f \#_{\eta} h_-$), with $\eta: G \rightarrow G_h$ a diffeomorphism such that $\eta(a)$ is an arc in the vanishing cycle c_h of h_{\pm} (the core of F_h).

Up to fibered equivalence, the stabilization $f \#_{\eta} h_{\pm}$ turns out to depend only on the fibered equivalence class of f and on the isotopy class of a in F . In fact, its regular fiber F' is given by the attachment of a new band B to F along the arcs $G \cap \text{Bd } F$, while a mapping monodromy sequence for $f \#_{\eta} h_{\pm}$ can be obtained from one for f , by inserting anywhere in the sequence a positive or negative Dehn twist γ^{\pm} along a new vanishing cycle $c \subset F'$ running once over the band B (see Figure 33).

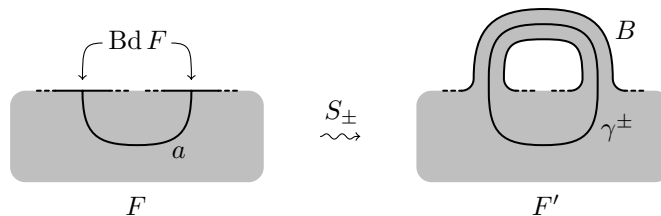


Figure 33. Hopf stabilization.

In what follows, we will denote by $S_{\pm}: f \rightsquigarrow f' = f \#_{\eta} h_{\pm}$ the positive or negative *Hopf stabilization move* and by $S_{\pm}^{-1}: f' \rightsquigarrow f$ the *Hopf destabilization move* inverse of it. The latter can be performed on f' whenever the regular fiber F' has a 1-handle (in some handlebody decomposition of it) that is traversed once by only one vanishing cycle c . By a (de)stabilization of a Lefschetz fibration we mean the result of consecutive Hopf (de)stabilizations.

Notice that, if the end points of the arc a in the above definition belong to different components of $\text{Bd } F$, then F' has one less boundary component than F . Hence, the boundary of the regular fiber of a Lefschetz fibration can be made connected by a suitable sequence of Hopf stabilizations.

Looking at the handlebody decomposition H_f , we see that a positive (resp. negative) Hopf stabilization results into an addition of a canceling pair of a 1-handle (deriving from the new band B) and a 2-handle, attached along a parallel copy of c with framing -1 (resp. $+1$) with respect to the fiber. Thus, the 2-equivalence class of H_f is preserved by Hopf stabilization.

For an allowable Lefschetz fibration $f: W \rightarrow B^2$ represented by a Σ_d -labeled braided surface S according to Proposition 11, a Hopf (de)stabilization corresponds to an elementary labeled (de)stabilization of S as defined in Section 3. This changes the fibration f , but not the covering $p: W \rightarrow B^2 \times B^2$ up to smooth equivalence (after smoothing the corners), and it should not be confused with the covering stabilization obtained by the addition of an extra separate sheet to S with monodromy $(i d + 1)$ for some $i \leq d$, which on the contrary changes the covering p , but not the Lefschetz fibration f up to fibered equivalence.

As a consequence, we have that allowability of Lefschetz fibrations is preserved by Hopf (de)stabilization. Moreover, Proposition 3 implies that any allowable Lefschetz fibration admits a positive stabilization represented by a labeled braided surface with monotonic bands. Finally, it is worth mentioning that the S move has been used by the third author in [25] to construct universal Lefschetz fibrations (the analogous of universal bundles).

T move. This is a new move, which corresponds to particular 2-deformations of the handlebody decomposition H_f of the total space W of a Lefschetz fibration $f: W \rightarrow B^2$. Like Hopf stabilization, the T move applies only if the regular fiber F of f has non-empty boundary, but an extra condition is required on the mapping monodromy of f . This condition can be expressed by assuming that $f = f_0 \#_\eta t$, where $f_0: W_0 \rightarrow B^2$ is any Lefschetz fibration with bounded regular fiber, while the specific Lefschetz fibration $t: B^4 \rightarrow B^2$ and the gluing map η are as follows.

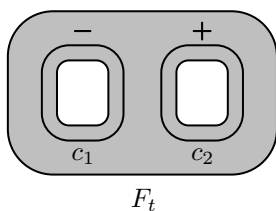


Figure 34. The Lefschetz fibration t .

Figure 34 describes $t: B^4 \rightarrow B^2$ in terms of its regular fiber $F_t \cong F_{0,3}$ and its monodromy sequence (γ_1, γ_2) . Here, the Dehn twists γ_1 and γ_2 are represented by the signed vanishing cycles c_1 and c_2 parallel to the inner boundary components. We assume the twists to have opposite signs, since this is enough for our purposes, but this assumption could be relaxed, as we will see later. Moreover, we note that γ_1 and γ_2 can be interchanged in the sequence, being c_1 and c_2 disjoint.

The gluing map $\eta: G_0 \rightarrow G_t$ is shown in Figure 35. The surface $G_0 \subset F_0$ is an annulus in the regular fiber F_0 of f_0 , whose core is the oriented cycle $a \subset \text{Int } F_0$ and whose boundary meets $\text{Bd } F_0$ along the four arcs indicated in the figure, in such a way that the oriented transversal arcs r and s are properly embedded in F_0 . On the left side of the figure, we see the annulus $G_t \subset F_t$ with the oriented cycle and arcs corresponding to a , r and s under η . While the right side gives an analogous description of a different gluing map $\eta': G_0 \rightarrow G_t$. The outer boundary component of G_t coincides with that of F_t , while the inner one meets along two arcs those of F_t . Of course, the given data uniquely determine the rest of η and η' up to isotopy.

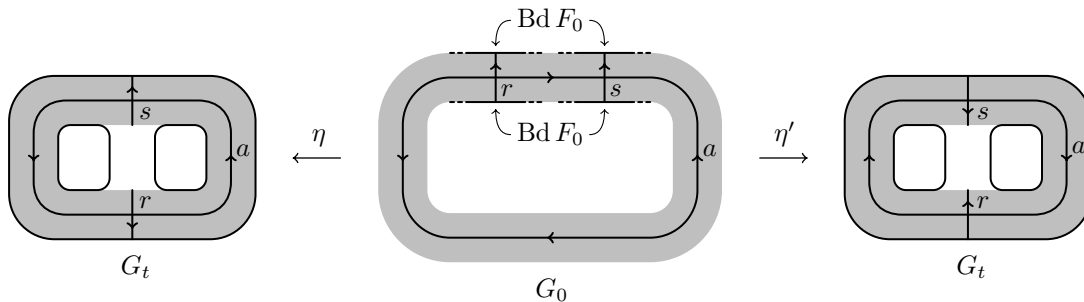


Figure 35. The gluing maps between f_0 and t .

We call a T move the transformation $T: f \rightsquigarrow f'$, with $f = f_0 \#_{\eta} t: W = W_0 \#_{\eta} B^4$ and $f' = f_0 \#_{\eta'} t: W' = W_0 \#_{\eta'} B^4$. A more explicit description of such move is provided by Figure 36. On the left we have the regular fiber $F = F_0 \#_{\eta} F_t$ of f , with two consecutive twists γ_i and γ_{i+1} in a monodromy sequence for f . These twists have opposite sign and the corresponding vanishing cycles run parallel along the depicted band attached to the annulus G_0 , which is not traversed by any other vanishing cycle of f . Then, the move consists in replacing F by the regular fiber $F' = F_0 \#_{\eta'} F_t$ of f' , with the band attached on the opposite side of G_0 , and the twists γ_i and γ_{i+1} with the twists γ'_i and γ'_{i+1} having the same signs. All the other twists in the monodromy sequence are left unchanged, but now they are thought of as twists in F' instead of F (this is possible, since the corresponding vanishing cycles are disjoint from the changed band). Hence, also the new band in F' is traversed only by the vanishing cycles of γ'_i and γ'_{i+1} .

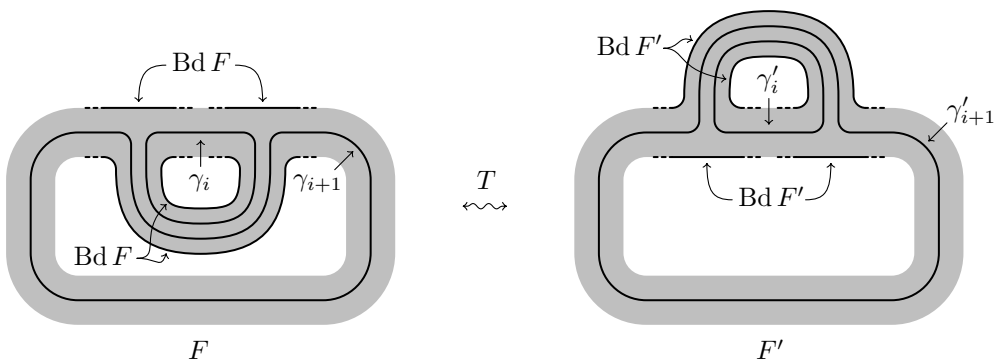


Figure 36. The T move.

It is not difficult to realize that the T move preserves allowability of Lefschetz fibrations. In the allowable case, a labeled line diagram presentation of the T move is depicted in Figure 37. Here, j, l, k, h are all different and only the (portions of the) horizontal lines involved in the move are drawn, while no vertical arc except those in the figure starts from or crosses behind the horizontal line labeled $(j l)$. The verification that the labeled line diagrams in the figure do actually represent the configurations in Figure 36 is straightforward and left to the reader.

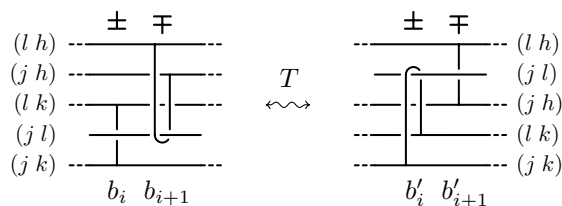


Figure 37. A labeled line diagram presentation of the T move.

Looking again at Figure 36, we see that the handlebodies H_f and $H_{f'}$ are 2-equivalent. In fact, by sliding the 2-handle relative to γ_{i+1} over that relative to γ_i in H_f and then canceling the latter with the 1-handle generated by the band, we get the same handlebody resulting from the analogous operations performed on $H_{f'}$. Alternatively, it would be enough to observe that the diagrams in Figure 37 represent labeled ribbon surfaces related by labeled 1-isotopy, thanks to Proposition 6.

We remark that this argument still works even if the signs of the original twists γ_i and γ_{i+1} are not opposite. Moreover, it could be easily adapted to a generalized version of the T move, where in place of the single twists γ_{i+1} and γ'_{i+1} there are sequences of twists $\gamma_{i+1}, \gamma_{i+2}, \dots, \gamma_{i+k}$ in F and $\gamma'_{i+1}, \gamma'_{i+2}, \dots, \gamma'_{i+k}$ in F' . The only condition required for these twists is that the corresponding vanishing cycles run parallel to γ_i and γ'_i in the same order along the bands attached to G_0 in Figure 36, each cycle being allowed to traverse the bands more than once.

U move. This move will be only used to transform a non-allowable Lefschetz fibration into an allowable one, while it is not needed in the context of allowable Lefschetz fibrations. Given any Lefschetz fibration $f: W \rightarrow B^2$, it consists of making two holes in the interior of the regular fiber F and then adding two singular points with vanishing cycles parallel to the new boundary components of F and opposite signs, as shown in Figure 38.

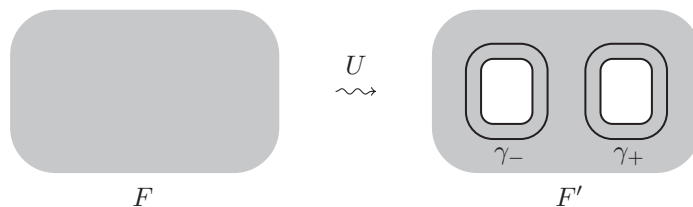


Figure 38. The U move.

More precisely, if $D \subset F$ is a disk disjoint from all the vanishing cycles of f , we put $F_0 = \text{Cl}(F - D)$ and denote by $f_0: W_0 \rightarrow B^2$ the Lefschetz fibration with regular fiber F_0 and the same monodromy as f (with the Dehn twists acting on F_0 instead of F). Then, we consider the fiber gluing $f' = f_0 \#_{\eta} t$, where the gluing map η identifies a collar of $\text{Bd } D$ in F_0 with a collar of the outer boundary component of F_t in Figure 34.

We call a U move the modification $U: f \rightsquigarrow f' = f_0 \#_{\eta} t$, as well as its inverse $U^{-1}: f' \rightsquigarrow f$. We notice that, the Lefschetz fibration f' has the desired regular fiber F' , while a mapping monodromy sequence for it can be obtained from one for f by inserting anywhere in the sequence a pair γ_+ and γ_- of a positive and a negative twist parallel to the new boundary components of F' (see Figure 38).

The handlebody $H_{f'}$ can be shown to be 2-equivalent to H_f , by applying to it the same 2-handle sliding and handle cancelation considered above in the case of the T move.

If f is a non-allowable Lefschetz fibration with regular fiber F , then we can perform on it a sequence of U moves, to make F into a bounded surface and/or to insert a hole in the interior of each subsurface of F bounded by a vanishing cycle, thus obtaining an allowable Lefschetz fibration.

We conclude this section by briefly discussing the independence of the moves defined above. First of all, we observe that the U move is clearly independent from the others, being the only one that does not preserve allowability. Nevertheless, it can be generated by moves S and T in the context of allowable Lefschetz fibrations, as it will follow from the results of the next Section 8. Therefore, the U move should be considered as an auxiliary move, used just to get allowability.

The independence of the S move from the T move is easy to see. In fact, only the S move changes the parity of the number of boundary components of the regular fiber.

While to establish that the T move is independent from the S move, we need to introduce the Euler class of a Lefschetz fibration and study how it is affected by moves.

Let $f: W \rightarrow B^2$ be a Lefschetz fibration. Then, the restriction $f|_{W'}: W' \rightarrow B^2$, with $W' = W - \{w_1, w_2, \dots, w_n\}$ the complement of the singular set of f , is a submersion. Hence, we can consider the distribution ξ_f of oriented planes on W' given by the kernel of the tangent map $Tf|_{W'}: TW' \rightarrow TB^2$, and its Euler class $e(\xi_f) \in H^2(W')$. The Euler class of the Lefschetz fibration f is defined as $e(f) = (i^*)^{-1}(e(\xi_f)) \in H^2(W)$, where $i^*: H^2(W) \rightarrow H^2(W')$ is the isomorphism induced by the inclusion $i: W' \subset W$.

Notice that, since $TW' \cong \xi_f \oplus \xi_f^\perp$ with $\xi_f^\perp \cong f_{|W'}^*(TB^2)$ a trivial bundle, the mod 2 reduction of $e(f)$ coincides with $w_2(W)$, the second Stiefel-Whitney class of W .

Now, we want to express the Euler class $e(f)$ in terms of a mapping monodromy sequence $(\gamma_1, \gamma_2, \dots, \gamma_n)$ for f , when the regular fiber $F \cong F_{g,b}$ of f is a bounded surface, that is $b > 0$. In this case $TF_{g,b}$ is trivial and we can choose a positive frame field (u_1, u_2) on $F_{g,b}$. Moreover, a basis for the cellular 2-chain group $C_2(W)$ is provided by the cores of the 2-handles of the handlebody decomposition H_f of W with any given orientation, whose boundaries are the vanishing cycles $c_1, c_2, \dots, c_n \subset F_{g,b}$ with the induced orientation. We use the same notation c_1, c_2, \dots, c_n for those generators of $C_2(W)$ and denote by $c_1^*, c_2^*, \dots, c_n^*$ the dual generators of the cellular 2-cochain group $C^2(W)$.

Proposition 12. *Given a Lefschetz fibration $f: W \rightarrow B^2$ with bounded regular fiber $F \cong F_{g,b}$ and oriented vanishing cycles $c_1, c_2, \dots, c_n \subset F_{g,b}$, and any positive frame field (u_1, u_2) for $F_{g,b}$, we have $e(f) = [\varepsilon]$ with $\varepsilon = \sum_{i=1}^n \text{rot}(c_i) c_i^* \in C^2(W)$, where $\text{rot}(c_i)$ is the rotation number of c_i with respect to (u_1, u_2) .*

Proof. We start with a handlebody decomposition $H_f = W_1 \cup H_1^2 \cup H_2^2 \cup \dots \cup H_n^2$ of W , where W_1 is a 1-handlebody decomposition of $B^2 \times F_{g,b}$ (cf. proof of Proposition 9 and take into account that $\text{Bd } F \neq \emptyset$). Then, each 2-handle H_i^2 contains one singular point w_i and is modeled on the Hopf fibration $h_\pm: H \rightarrow B^2$. Hence, the restriction to $H_i^2 - \{w_i\}$ of the plane field ξ_f is the pull-back of the plane field ξ_{h_\pm} on $H - \{0\}$ under the fibered equivalence $H_i^2 \cong H$.

Recalling that $H = \{(z_1, z_2) \in \mathbb{C}^2 \mid |z_2| \leq 2 \text{ and } |z_1^2 + z_2^2| \leq 1\}$ and $h_+(z_1, z_2) = z_1^2 + z_2^2$ (resp. $h_-(z_1, z_2) = z_1^2 + \bar{z}_2^2$) for all $(z_1, z_2) \in H$, and putting $z_1 = x_1 + iy_1$ and $z_2 = x_2 + iy_2$, a straightforward computation shows that:

- 1) the vanishing cycle c of h_\pm in the regular fiber $F_1 = h_\pm^{-1}(1)$ is (up to isotopy) the circle of equations $x_1^2 + x_2^2 = 1$ and $y_1 = y_2 = 0$;
- 2) a trivializing positive frame field (v_1, v_2) for ξ_{h_\pm} is given by
$$v_1 = -x_2 \frac{\partial}{\partial x_1} \mp y_2 \frac{\partial}{\partial y_1} + x_1 \frac{\partial}{\partial x_2} \pm y_1 \frac{\partial}{\partial y_2} \quad \text{and} \quad v_2 = y_2 \frac{\partial}{\partial x_1} \mp x_2 \frac{\partial}{\partial y_1} \mp y_1 \frac{\partial}{\partial x_2} + x_1 \frac{\partial}{\partial y_2};$$
- 3) the restriction of v_1 to c is a positive tangent vector field on c with the usual counterclockwise orientation.

On the other hand, on W_1 we consider the trivialization of ξ_f induced by the pull-back of the frame field (u_1, u_2) under the projection $\pi: W_1 \cong B^2 \times F_{g,b} \rightarrow F_{g,b}$, which we still denote by (u_1, u_2) . Property 3 of the frame field (v_1, v_2) implies that, for every $i = 1, 2, \dots, n$, the rotation number $\text{rot}(c_i)$ represents the obstruction to extending the frame field (u_1, u_2) over $H_i^2 - \{w_i\}$, since this comes from the fiber gluing of $H - \{0\}$ to W_1 along c_i (see proof of Proposition 9). Thus, the cohomology class of ε in $H^2(W')$ coincides with $e(\xi_f)$, and the proposition follows at once. \square

Proposition 12 allows us to easily compute the changes in the Euler class $e(f)$ induced by any move performed on f . This is done in the following proposition, which obviously implies the independence of the T move from the S move.

Proposition 13. *Let $f: W \rightarrow B^2$ and $f': W \rightarrow B^2$ be Lefschetz fibrations with bounded regular fibers. If f' is obtained from f by an S move, then $e(f') = e(f)$. While, if f' is obtained from f by a T move or a U move, then $e(f') = e(f) + 2[\delta]$ for some (generically cohomologically non-trivial) cocycle $\delta \in C^2(W)$.*

Proof. We choose trivializing frame fields (u_1, u_2) and (u'_1, u'_2) for F and F' respectively to coincide with the standard one in the Figures 33, 36 and 38, and assume all the vanishing cycles in those figures to be counterclockwise oriented. Then we use Proposition 12 to evaluate the difference $e(f') - e(f)$.

In the case when f' is a Hopf-stabilization of f , we have that $e(f') - e(f) = [c^*]$, where c^* is the dual of the generator c of $C_2(W)$ corresponding the new Dehn twist γ_{\pm} in Figure 33. But this is cohomologically trivial in W , hence $e(f') = e(f)$.

If f and f' are related by a T move as in Figure 36, then $e(f') - e(f) = [(c'_i)^* + (c'_{i+1})^*] - [c_i^* + c_{i+1}^*]$. Since c_i^* and $(c'_i)^*$ are respectively cohomologous to c_{i+1}^* and $-(c'_{i+1})^*$ in W , we can write $e(f') - e(f) = 2[\delta]$ with $\delta = -c_i^*$. Similarly, if f and f' are related by a U move as in Figure 38, we have $e(f') - e(f) = 2[\delta]$ with $\delta = c_+^*$. \square

Remark 14. *Any integral lifting of the second Stiefel-Whitney class of a 4-dimensional 2-handlebody W is the Euler class of a Lefschetz fibration $W \rightarrow B^2$.*

Since any two such liftings differ by an even class (by the universal coefficient theorem), that statement follows once we show that starting from any Lefschetz fibration $f: W \rightarrow B^2$ with bounded fiber F , one can construct another Lefschetz fibration $f': W \rightarrow B^2$ such that $e(f') = e(f) \pm 2c^$ for an arbitrary vanishing cycle $c \subset F$ of f . Up to isotopy we can assume that there is a disk in $\text{Int } F - c$ and an arc joining it to $\text{Bd } F$, which intersects c transversely in a single point and do not intersect any other vanishing cycles. Then by performing a U move inside this disk we get $e(f') = e(f) - 2c^*$. Changing f' by two more U moves, performed in a similar way with the two new vanishing cycles introduced by the former U move in place of c , we get $e(f') = e(f) + 2c^*$.*

8. THE MAIN THEOREM

As a preliminary step to prove the equivalence theorem for Lefschetz fibrations, we need to translate into the language of rectangular diagrams the moves for labeled flat planar diagrams considered in Proposition 8. In doing that, we continue to use for rotated moves the “prime notation” and the graphical “rounded bottom-left corner” rule introduced in Section 4.

First of all, we consider the plane isotopy moves in Figure 39. These are intended to relate planar rectangular diagrams, which are isotopic in the projection plane (crossing and ribbon intersections are assumed to be preserved by the isotopy). We observe that the limitation on the rotations of the moves r_1 , r_3 and r_6 are not effective, due to their symmetry. Move r_1 (resp. r'_1) switches two horizontal (resp. vertical) bands which are contiguous in the vertical (resp. horizontal) order, under the assumption that the horizontal (resp. vertical) intervals spanned by them do not overlap. Here we include, as degenerate horizontal (resp. vertical) bands, the end points of vertical (resp. horizontal) ones. In all

the moves, when a band coming out from the box is translated, we assume the translation small enough to not interfere with the rest of the diagram.

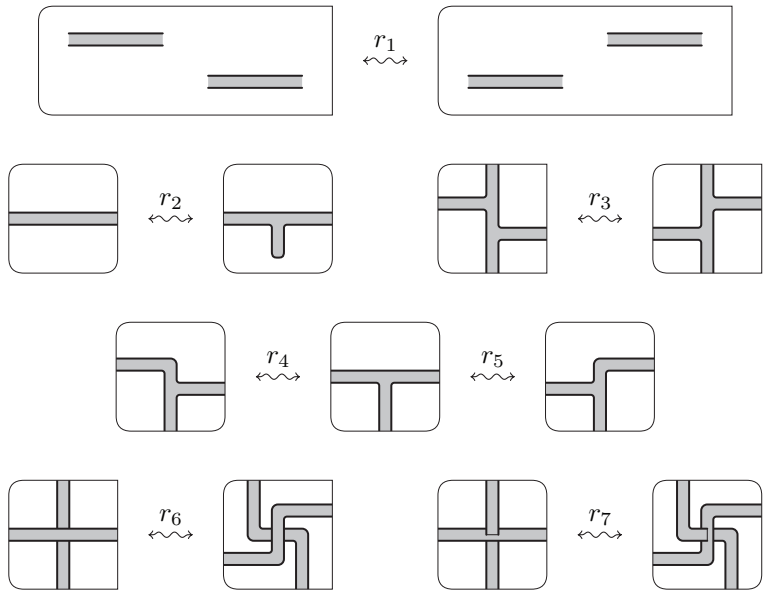


Figure 39. Plane isotopy moves for rectangular diagrams.

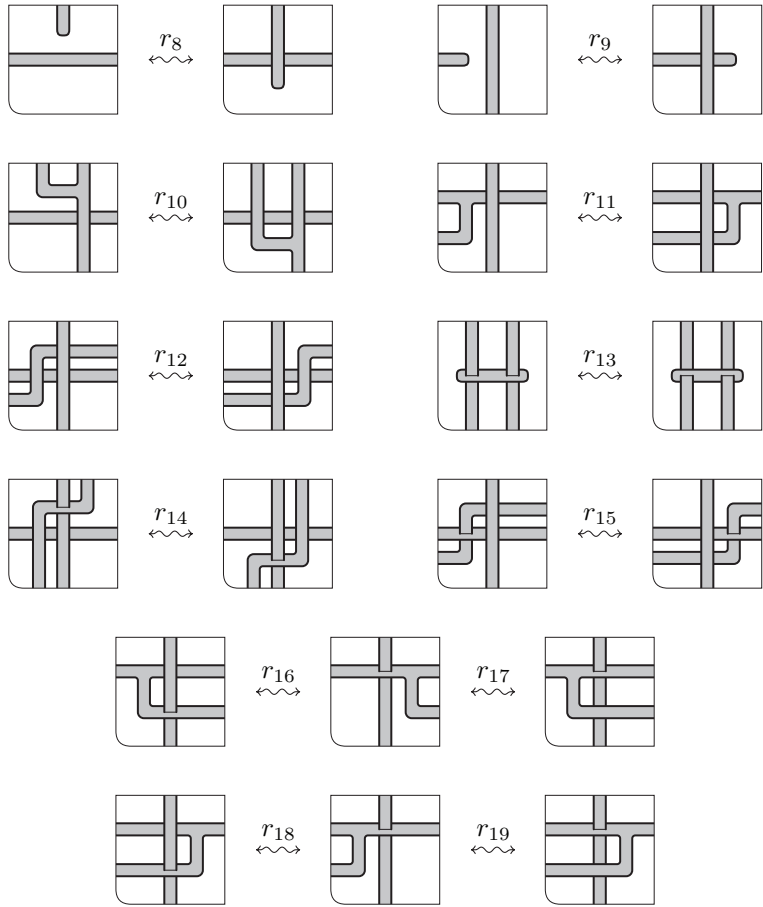


Figure 40. 3-dimensional isotopy moves for rectangular diagrams.

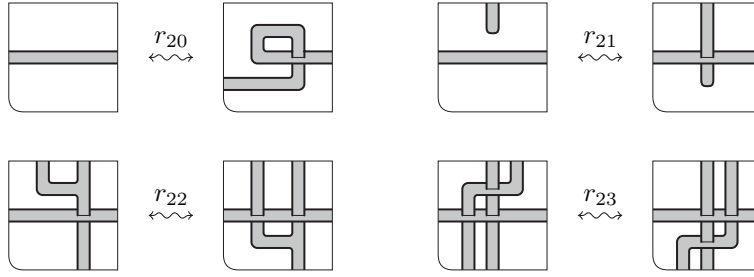


Figure 41. 1-isotopy moves for rectangular diagrams.

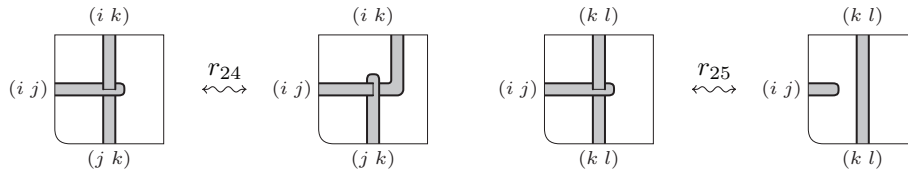


Figure 42. Covering moves for colored rectangular diagrams.

Figures 40, 41 and 42 provide the rectangular versions of the moves in Figures 3, 6, 7 and 24. We observe that, no rotated move is needed here, thanks to the moves in the previous Figure 39 that allow us to rotate by $k\pi/2$ any local configuration in the diagram. Moreover, we put each move in the most convenient form for applying to it Rudolph's braiding procedure.

Lemma 15. *Two labeled rectangular diagrams represent 2-equivalent connected 4-dimensional 2-handlebodies as simple branched coverings of B^4 if and only if they are related by rectangular (de)stabilization and the moves r_1 to r_{25} in Figures 39, 40, 41 and 42.*

Proof. Moves r_1 to r_7 in Figure 39, together with their allowed rotated versions, suffice to realize any plane isotopy between rectangular diagrams. In fact, any flat planar diagram is uniquely determined by its planar core graph, together with some extra information on the vertices corresponding to crossings and ribbon intersections. Now, it is not difficult to realize that any isotopy of the graph, as well as any deformation of its structure, can be approximated by using the moves in Figure 39. In particular, the two moves r_{26} and r_{27} in Figure 43, which are obviously needed in order to approximate isotopies along an edge, can be obtained from r_4 and r_5 modulo r_2 .

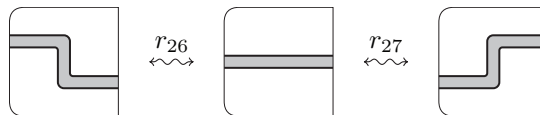


Figure 43. Breaking edges

Then, it suffices to show that the remaining moves r_8 to r_{25} generate all the moves listed in Proposition 8, in the presence of moves r_1 to r_7 .

The moves in Figure 40 together with r_2 and r_3 , generate the moves s_5 to s_{18} in Figures 6 and 7 and the move s_{27} in Figure 27. The only non-trivial facts in this respect are the following: 1) move s_9 , which does not have an explicit representation in Figure 40,

can be obtained as a composition of moves r_2 , r_8 and r_{10} ; 2) r_{14} and r_{15} completed with the right terminations, give s_{15} and s_{16} (after contracting the extra tongue, by using r_2 , r_4 , r_5 , r_8 and r_9); 3) similarly, r_{16} , r_{17} , r_{18} and r_{19} give s_5 , s_6 , s_{17} and s_{18} .

While the moves r_{20} to r_{23} in Figure 41 and the moves r_{24} and r_{25} in Figure 42 are rectangular versions of the 1-isotopy moves s_1 to s_4 in Figure 3 and of the covering moves c_1 and c_2 in Figure 27 respectively. \square

At this point, we are in position to prove our main theorem.

Theorem 16. *Two allowable Lefschetz fibrations $f: W \rightarrow B^2$ and $f': W' \rightarrow B^2$ represent 2-equivalent 4-dimensional 2-handlebodies H_f and $H_{f'}$ if and only if they are related by fibered equivalence and the moves S and T described in Section 7. Moreover, this 2-equivalence criterion can be extended to any (possibly non-allowable) Lefschetz fibrations by using also the U move to relate f and f' .*

Proof. As we have seen in Section 7, fibered equivalence and moves S , T and U do not change the 2-equivalence class of the total space of a Lefschetz fibration. This gives the “if” part of the statement. Concerning the “only if” part, the reduction to the allowable case immediately follows from the fact that any Lefschetz fibration can be made into an allowable one by performing U moves on it (see Section 7).

Now, let f and f' be allowable Lefschetz fibrations as in the statement. Thanks to Proposition 11 and the consideration following it, they can be represented by band presentations S and S' of certain labeled braided surfaces. Moreover, by Proposition 3 (cf. discussion on S move in Section 7), up to positive stabilization and fibered equivalence of Lefschetz fibrations, the labeled surfaces S and S' can be assumed to have monotonic bands. Finally, we perform on these surfaces the flattening procedure described at the end of Section 3, getting in this way two labeled rectangular diagrams, which we still denote by S and S' . Lemma 15 tells us that S and S' are related by rectangular (de)stabilization and moves r_1 to r_{25} .

Concerning rectangular (de)stabilization, we observe that it can be realized by the addition/deletion of a separate short horizontal band labeled $(i \ d+1)$ (cf. Section 5). But, once the braiding procedure has been applied, this band results into a separate sheet labeled $(i \ d+1)$, which affects the covering but not the Lefschetz fibration (cf. discussion on S move in Section 7).

The rest of the proof is devoted to show that Rudolph’s braiding procedure makes moves r_1 to r_{25} (including the rotated versions of moves r_1 to r_7) into modifications of labeled braided surfaces, which can be realized by labeled band sliding (that means labeled braided isotopy), (de)stabilization of labeled braided surfaces (which corresponds to the S move) and the labeled braided surface representation of the T move (see Figure 37). Notice that the braiding procedure applied to the rectangular diagrams S and S' gives back the original braided surfaces (cf. Proposition 4).

We will include in the argument also the moves r_{26} and r_{27} (and their rotated versions). These are not strictly needed, but they help to simplify the handling of the other moves. Moves will be considered in a convenient order not consistent with the numbering.

In the computations below, we will use the line notation for the rectangular diagrams, like we already did for the braided surfaces. This consists of a rectangular diagram of the core graph of the represented ribbon surface, with the conventions described in Figure 44 for the terminal bands and the ribbon intersections.

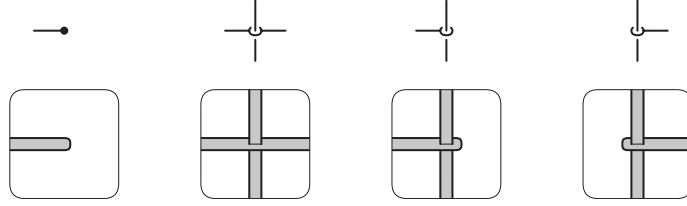


Figure 44. The line notation for rectangular diagrams.

Moves r_1, r_{26} and r_{27} . We observe that the two bands of the rectangular diagram involved in these moves give rise to two sets of bands in the braided surface, due to the preliminary replacements of local configurations that are not in the restricted form for Rudolph's procedure. Actually, those replacements make a single move r_1 between the original rectangular diagrams into a finite sequence of moves r_1 between the corresponding diagrams in restricted form. Analogously, a single move r_{26} (resp. r_{27}) is made into a sequence of moves r_1 and one move r_{26} (resp. r_{27}). Therefore, we can limit ourselves to consider moves r_1, r_{26} and r_{27} between diagrams in restricted form, each horizontal band of which generates a single sheet of the braided surface.

In the case of move r_1 , from the two bands on the left we get two sheets of the braided surface, such that the upper (resp. lower) one is trivial on the right (resp. left) of a certain abscissa. We stabilize the braided surface by inserting a trivial sheet immediately over those two sheets and connecting it to the lower one by a positive half-twisted band located at that abscissa. After that, we make the lower sheet trivial by sliding this band to the right and then we remove it by destabilizing. The left side of Figure 45 shows the effect of the sliding on the four possible types of bands we can meet. The resulting braided surface is the one given by the diagram on the right side of move r_1 .




Figure 45. Sliding a band to the right.

Move r_{26} can be treated in a similar way. Here, we just slide to the right the positive half-twisted band of the braided surface corresponding to the vertical band of the diagram on the left side of the move and then remove the lower sheet by destabilizing. The left side of Figure 45 still describes the sliding in this case if we ignore the sheet in the middle.

Move r_{27} is the up-down symmetric of r_{26} . Hence, the same argument holds for it, except for the half-twisted band being negative and the sliding of it working as in the right side of Figure 45.

Moves r'_1, r'_{26} and r'_{27} . The reduction to the case of diagrams in restricted form goes as above (rotate everything in the reasoning). In this case move r'_1 just means a band sliding (we are changing the order of commuting bands), while moves r'_{26} and r'_{27} can be interpreted as a sliding followed by a destabilization, as in Figure 46.

From now on, we will implicitly use the above moves to localize the other ones, by breaking all the bands coming out from the involved local configurations. In this way, we can disregard the small translations of those bands needed for the move to take

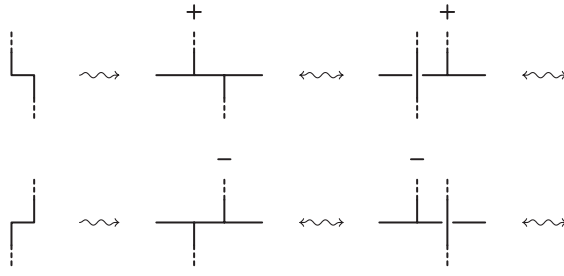


Figure 46. Moves r'_{26} and r'_{27} .

place. Moreover, the replacements needed to get configurations in restricted form can be performed in any order (cf. Section 4) and the moves can be assumed to directly act on diagrams in restricted form, after the replacements.

Moves r_2, r'_2, r''_2, r'''_2 . Figure 47 shows how to deal with these moves. For r_2 we have only a destabilization, for r'_2 and r''_2 we first need to perform one sliding, while for r'''_2 we can destabilize the top sheet and then continue as for r_{26} .

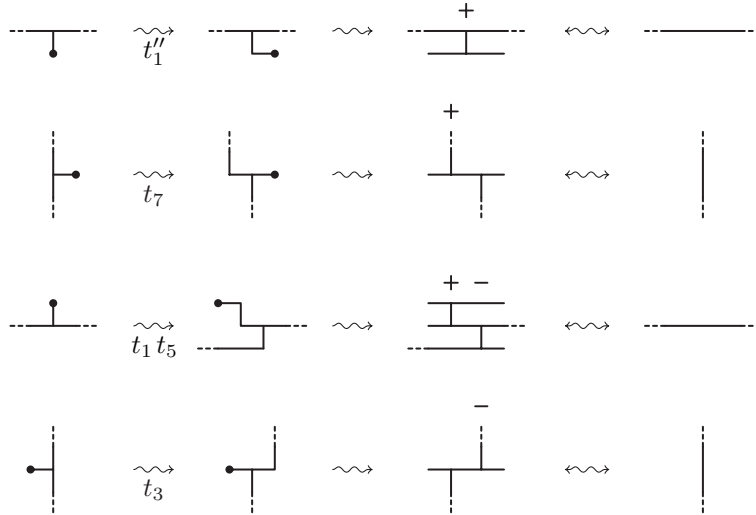


Figure 47. Moves r_2, r'_2, r''_2, r'''_2 .

Moves r_4, r'_4, r''_4, r'''_4 and r_5, r'_5, r''_5, r'''_5 . After the replacements in Figure 23: move r_4 follows from r_{26} ; move r'_4 follows from r'_1 and r'_{26} ; move r_5 follows from r_{27} ; moves r''_4, r'_5 and r''_5 are tautological. Moreover, moves r''_4 and r'''_5 are equivalent modulo r_{26} . Finally,

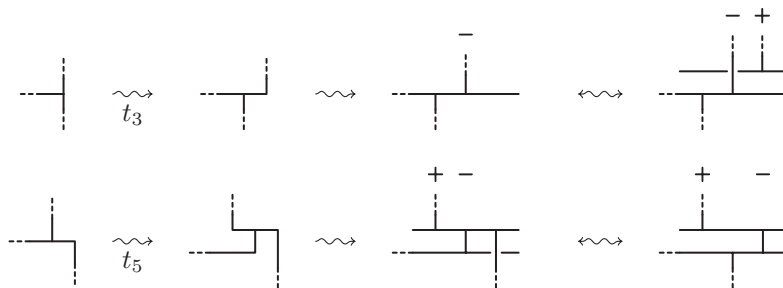


Figure 48. Move r'''_5 .

move r_5''' is considered in Figure 48. Here, a stabilization and a band sliding are performed at the end of the top and the bottom line respectively, and the two resulting rightmost diagrams are equivalent up to band sliding.

Moves r_3, r_3' . These moves can be easily seen to be equivalent modulo moves r_4, r_5, r_{26}, r_{27} and their rotated versions. Move r_3' is considered in Figure 49. Here, the two rightmost diagrams are equivalent up to band sliding.

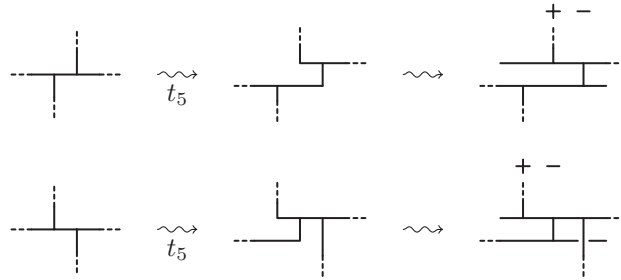


Figure 49. Move r_3' .

Moves r_6, r_6' . We observe that move r_6 is tautological, since it coincides with t_2 . Move r_6' is treated in Figure 50. Also in this case band sliding and (de)stabilization suffice. In particular, after the last step in the figure, the band between the two remaining sheets has to be slid up to the right end (as in Figure 45), to allow a final destabilization.

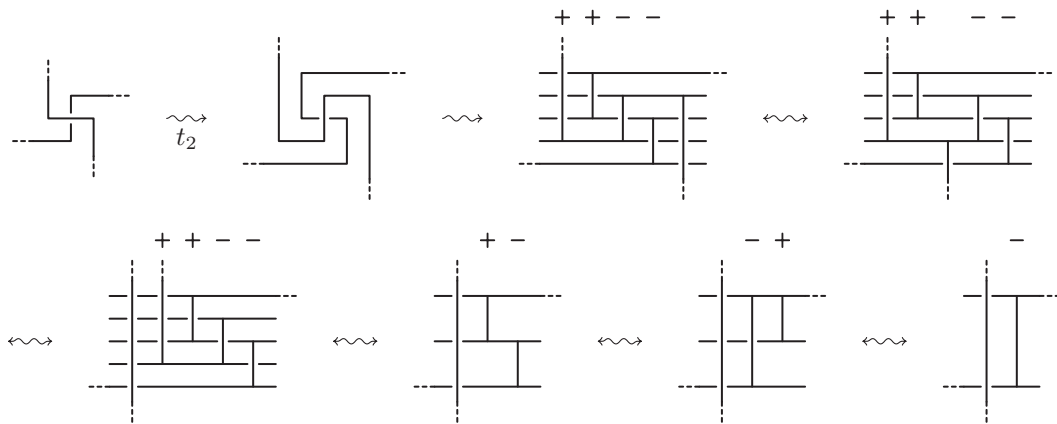


Figure 50. Move r_6' .

Moves r_8, r_9 and r_{21} . For r_8 and r_{21} it suffices to note that, once the replacement t_1'' is applied to the terminal vertical band, the sheet deriving from this band can be removed by destabilization in both the sides of the move. Move r_9 does not affect at all the resulting braided surface.

Moves $r_{11}, r_{12}, r_{15}, r_{16}, r_{18}$ and r_{20} . The local configurations involved in all these moves are in the restricted form (hence, no replacement is required) and it is easy to see that they just change the braided surface by a sliding of one of the two half-twisted bands which appear over the other one. In particular, these bands commute for the first three moves. Actually, for move r_{20} some further band sliding and a destabilization are required, like for r_{26} and r_2'' .

Moves r_{17} and r_{19} . In Figure 51 we compare the two braided surfaces originated by the local configurations in move r_{17} . Once again we see that they are equivalent up to band slidings and stabilization.

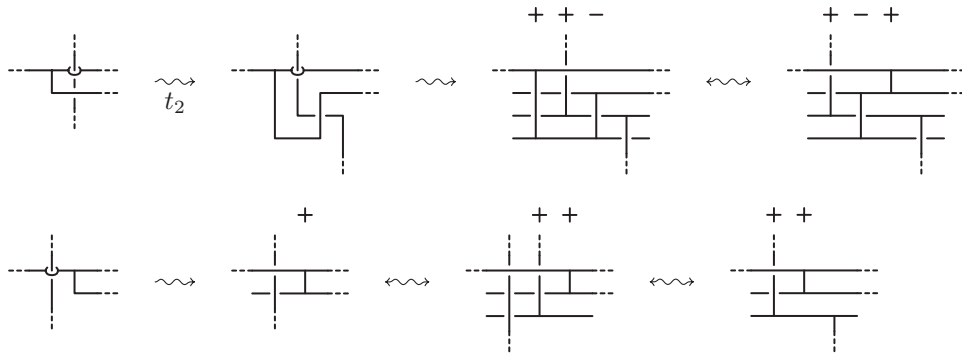


Figure 51. Move r_{17} .

The case of move r_{19} is symmetric to that of r_{17} modulo moves $r_1, r'_1, r_{26}, r'_{26}$ and r'_6 . In fact, in Figure 52 we show how the right side of move r_{19} can be put in restricted form by using those moves (instead of the replacement t_2). The result is symmetric to the second diagram in Figure 51.

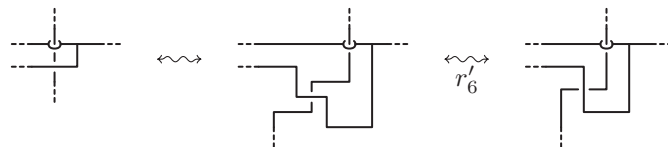


Figure 52. Move r_{19} .

Moves r_{10}, r_{14}, r_{22} and r_{23} . The argument for all these moves is essentially the same. Moves r_{14} and r_{23} are already in restricted form, so no replacement is needed. For the moves r_{10} and r_{22} , the same replacement t_3 occurs on both sides. In any case, once the move is in restricted form, we have to change the position of the sheet corresponding to the short horizontal band from top to bottom. Up to stabilization, this can be done by band sliding, as shown in Figure 53 for moves r_{14} and t_{23} . The procedure for the other moves is analogous.

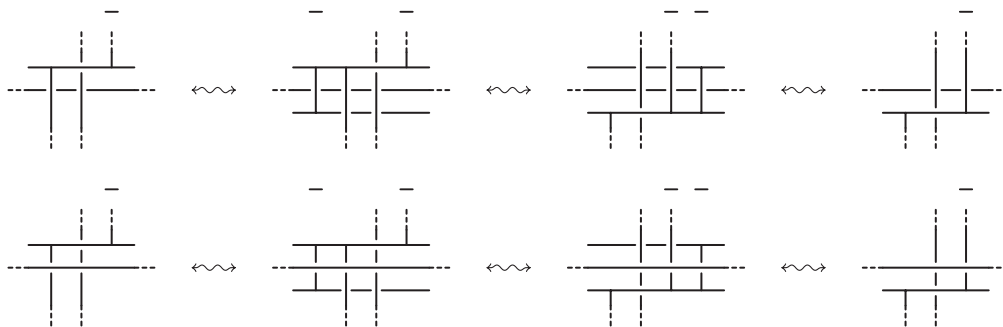


Figure 53. Moves r_{14} and r_{23} .

Before passing to the remaining moves, we introduce the auxiliary 1-isotopy moves for rectangular diagrams depicted in Figure 54. Here, it does not matter what the labeling is.

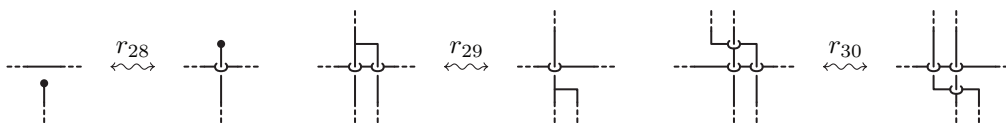


Figure 54. Auxiliary moves.

Moves r_{28}, r_{29} and r_{30} are nothing else than rectangular versions of different planar projections of moves s_2, s_3 and s_4 respectively, hence we know that they follow from the moves r_1 to r_{23} (in particular move r_{13} is needed here). But, since these auxiliary moves will be used to deal with moves r'_7 and r_{13} , we directly consider the effect on the braided surface resulting from the braiding procedure applied to them, independently of the other moves. Actually, the reader can easily check that the modifications they induce on the corresponding braided surface are completely analogous to those induced by moves r_{21}, r_{22} and r_{23} respectively, and can be realized by (de)stabilization and band sliding as well.

Moves r_7, r'_7, r''_7, r'''_7 . Concerning r_7 , we see that once the replacement t_8 is applied to the diagram on the right side of the move, it turns out to be equivalent to that on the left side up to moves $r_1, r'_1, r_{27}, r'_{27}$. Move r'''_7 is tautological, since it coincides with t_4 . So, we are left with moves r'_7 and r''_7 . These are respectively treated in Figures 55 and 56, where

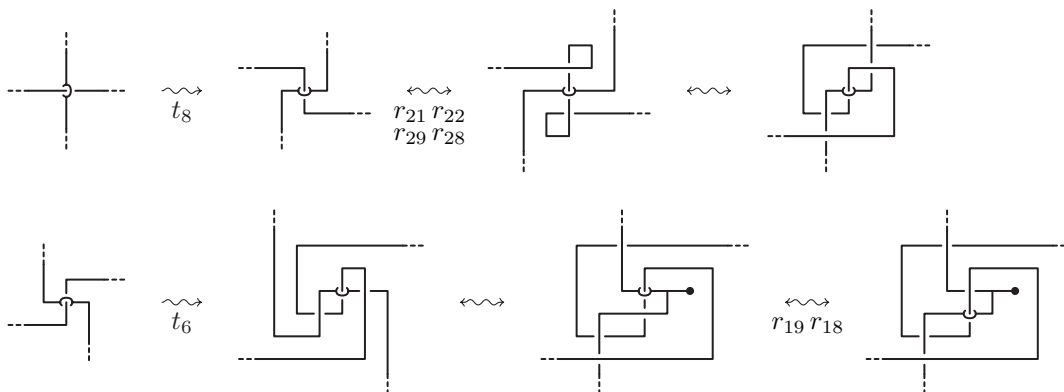


Figure 55. Move r'_7 .

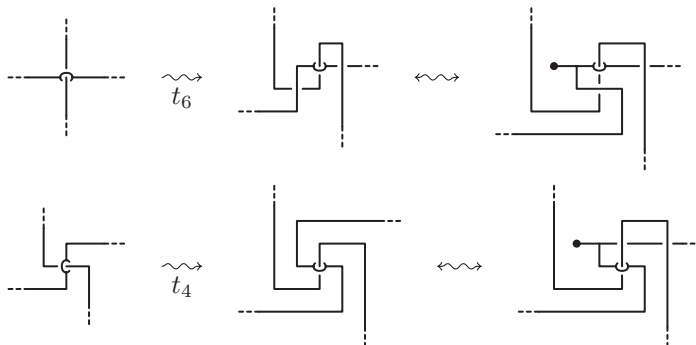


Figure 56. Move r''_7 .

they are derived from the moves considered above after the required replacements. In particular, the third diagram in the first line of Figure 55 can be proved to be equivalent to the second one, by canceling the two opposite kinks, once the top one has been moved down passing through the horizontal band in the middle. The last operation can be realized in a straightforward way, by using the moves already considered above and the auxiliary moves r_{28} and r_{29} .

Moves r_{24} and r_{25} . We consider these moves in Figures 57 and Figure 58. Here, we start with one side of the move (the right side for r_{24} and the left side for r_{25}) and end up with the braided surface corresponding to the other side. In both the figures, all the modification of the labeled braided surface are (de)stabilizations or band slidings, except the first step in the second line. This step consists of applying three negative half-twists on the interval between the two sheets to the band coming from the top in Figure 57, and two positive half-twists on the interval between the two sheets to the band coming from the bottom in Figure 58. Since both the labeled braids corresponding to those multiple half-twists belong to the kernel of the lifting homomorphism (cf. Section 5 and [17]), up to fibered equivalence the represented Lefschetz fibration does not change.

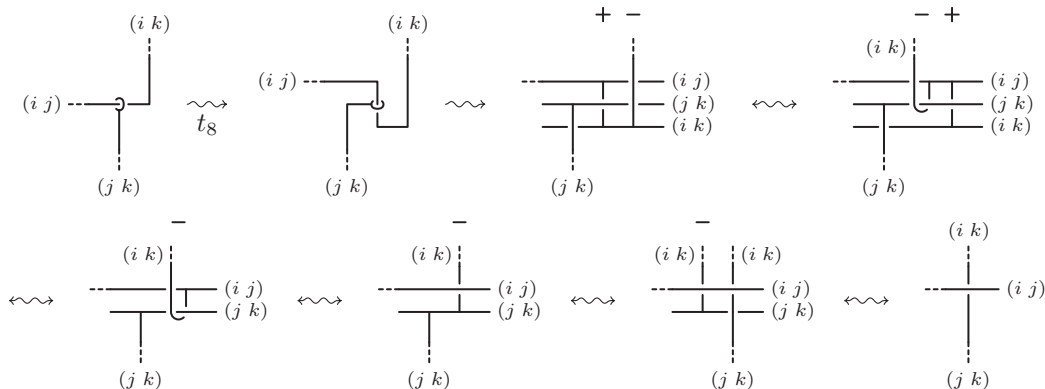


Figure 57. Move r_{24} .

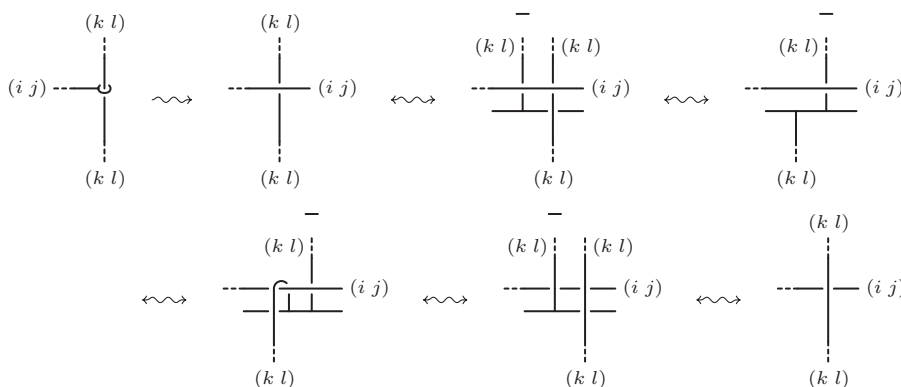


Figure 58. Move r_{25} .

Move r_{13} . First of all, we show that modulo the other moves, move r_{13} can be reduced to the case when the labeling satisfies very restrictive conditions. Namely, if $(i j)$ is the label of the horizontal disk and σ and τ are the bottom labels of the vertical bands passing through it, then we can assume $\sigma = (i k)$ and $\tau = (j l)$.

To see this, we first consider the rectangular move r_{31} in Figure 59. We observe that, replacing back the annuli with the corresponding half-twists, this move just slide the ribbon intersection formed by the vertical band with the horizontal one, from right to left along the latter across a single half-twist. Then, this move is in fact a 3-dimensional diagram move and it holds for any labeling of the vertical and horizontal bands. But deriving r_{31} in this general form would involve move r_{13} , while with the labeling specified in Figure 59 it can be derived without using r_{13} and still suffices for our purposes.

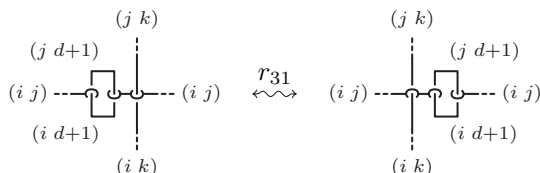


Figure 59. The auxiliary move r_{31} .

Figure 60 shows how to derive move r_{31} with that labeling from the other moves except r_{13} . Here, the moves indicated under the arrows are intended up to the planar isotopy moves in Figure 39 (in particular up to rotations).

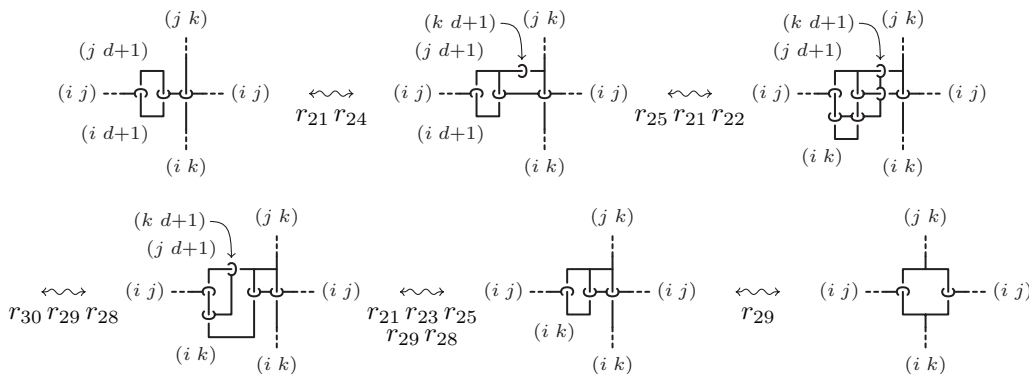


Figure 60. Deriving the auxiliary move r_{31} .

At this point, we are in position to deal with move r_{13} . We begin by modifying both sides of the move as in the top line of Figure 61, where the disk and the bands are broken by using move c_4 in Figure 25 and some 1-isotopy moves are performed (including r_{28} and r_{30}). In this way, the original move is changed into two reversing moves involving three ribbon intersections, but now the bottom labels of the vertical bands are all different from

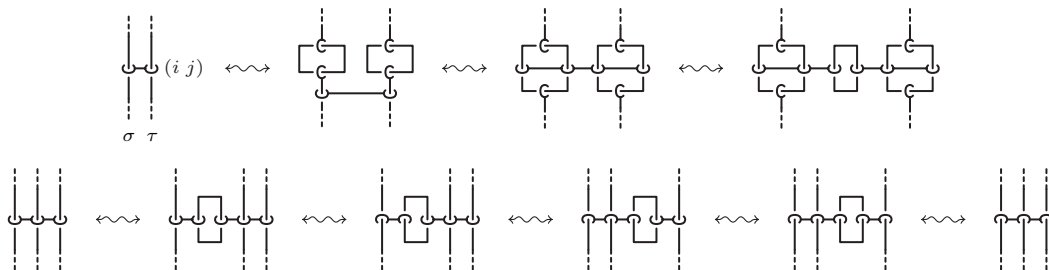


Figure 61. Reducing move r_{13} to the case $\sigma = (i k)$ and $\tau = (j l)$.

each other and from $(i j)$. In the second line of Figure 61 we realize such a reversing move in terms of two moves r_{13} with the same constraints on labeling. This also requires two moves c_4 at the first and last step and a move r_{31} at the middle step.

By this argument we can assume that also σ and τ in the original move r_{13} are different from each other and from $(i j)$. Under such assumption, if σ or τ are disjoint from $(i j)$ then the move can be easily deduced from the covering moves in Figure 42. In the remaining cases, up to symmetry we have $\sigma = (i k)$ while τ can be one of $(i l)$, $(j k)$ or $(j l)$ (here we assume i, j, k, l all different). At this point, the reduction to the only case when $\tau = (j l)$ is immediate.

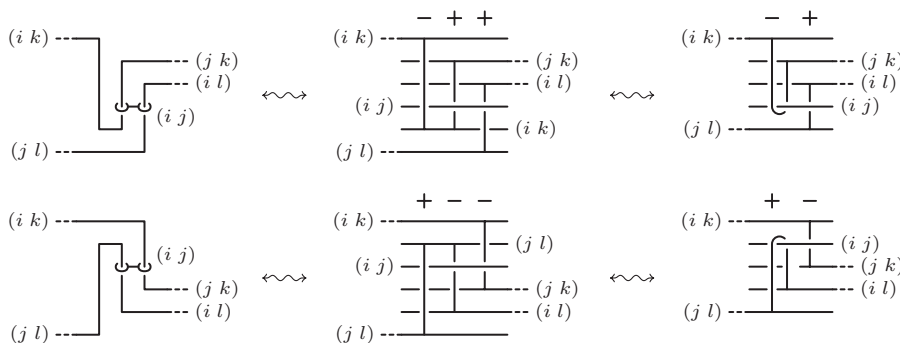


Figure 62. Move r_{13} .

Figure 62 shows how to realize move r_{13} with $\sigma = (i k)$ and $\tau = (j l)$ in terms of the T move described in Section 7. This is needed to relate the two rightmost braided surfaces, once they are obtained by suitable stabilizations (the sign of the stabilization band is irrelevant). \square

Remark 17. According to Theorem 16 any U move between allowable Lefschetz fibrations can be generated by S and T moves. Actually, this could be proved directly by induction on the number of vanishing cycles that separate the region where the U move is performed from the boundary of the fiber. Indeed, this number can be reduced to zero by suitable T moves and slidings, and after that the U move can be trivially realized by two opposite S moves.

9. OPEN BOOKS

Given a closed connected oriented 3-manifold M , by an *open book* structure on M we mean a smooth map $f: M \rightarrow B^2$ such that the following properties hold:

- 1) the restriction $f|_T: T = \text{Cl}(f^{-1}(\text{Int } B^2)) \rightarrow B^2$ is a (trivial) fiber bundle, with $L = f^{-1}(0) \subset M$ a smooth link, called the *binding* of the open book, and $T \subset M$ a tubular neighborhood of L ;
- 2) the composition $\rho_f = \rho \circ f|_{M-L}: M - L \rightarrow S^1$, with $\rho: B^2 - \{0\} \rightarrow S^1$ the projection defined by $\rho(x) = x/\|x\|$, is a locally trivial fiber bundle, whose fiber is the interior $\text{Int } F$ of a compact connected orientable bounded surface F , called the *page* of the open book.

Such a map induces an *open book decomposition* of M into compact connected orientable bounded surfaces $F_s = f^{-1}([0, s]) = \text{Cl}(\rho_f^{-1}(s)) \subset M$ with $s \in S^1$, called the

pages of the decomposition. These are all diffeomorphic to F and only meet at their common boundary $\text{Bd } F_s = L$. Moreover, F_s has a preferred orientation determined by the following rule: the orientation of M at any point of F_s coincides with the product of the orientation induced by the standard one of S^1 on any smooth local section of ρ_f with the preferred orientation of F_s , in that order. This makes ρ_f into an oriented locally trivial fiber bundle. In what follows, we will consider $F = F_*$ endowed with this preferred orientation, for the fixed base point $* \in S^1$.

Two open books $f: M \rightarrow B^2$ and $f': M' \rightarrow B^2$ are said to be *fibered equivalent* if there are orientation preserving diffeomorphisms $\varphi: B^2 \rightarrow B^2$ and $\tilde{\varphi}: M \rightarrow M'$ such that $\varphi \circ f = f' \circ \tilde{\varphi}$.

By the *monodromy* of an open book $f: M \rightarrow B^2$ with binding $L \subset M$ and page F , we mean the mapping class $\gamma_f = \omega_f(\alpha) \in \mathcal{M}_+(F)$, with $\omega_f: \pi_1(S^1) \rightarrow \mathcal{M}_+(F)$ the monodromy homomorphism of the F -bundle $\rho_f|_{M - \text{Int } T}: M - \text{Int } T \rightarrow S^1$ and $\alpha \in \pi_1(S^1)$ the usual counterclockwise generator. The monodromy γ_f uniquely determines ρ_f and hence f up to fibered equivalence.

Once an identification $F \cong F_{g,b}$ is chosen, we can think of γ_f as an element of $\mathcal{M}_{g,b} = \mathcal{M}_+(F_{g,b}) \cong \mathcal{M}_+(F)$. Of course, this is only defined up to conjugation in $\mathcal{M}_{g,b}$, depending of the identification $F \cong F_{g,b}$. Actually, two open books $f: M \rightarrow B^2$ and $f': M' \rightarrow B^2$ are fibered equivalent if and only if they have diffeomorphic pages $F \cong F' \cong F_{g,b}$ and conjugated monodromies γ_f and $\gamma_{f'}$ in $\mathcal{M}_{g,b}$.

Given any $\gamma \in \mathcal{M}_{g,b}$, we can construct an open book $f_\gamma: M_\gamma \rightarrow B^2$ with page $F \cong F_{g,b}$ and monodromy γ as follows. Let $T(\gamma) = F_{g,b} \times [0, 1] / ((\gamma(x), 0) \sim (x, 1) \forall x \in F_{g,b})$ be the mapping torus of (any representative of) γ . Since γ restricts to the identity of $\text{Bd } F_{g,b}$, there is a canonical identification $\eta: \text{Bd } F_{g,b} \times S^1 \rightarrow T(\gamma|_{\text{Bd } F_{g,b}}) \subset T(\gamma)$. Then, we put $M_\gamma = T(\gamma) \cup_\eta \text{Bd } F_{g,b} \times B^2$ and define $f_\gamma: M_\gamma \rightarrow B^2$ to coincide with the canonical projection $\pi: T(\gamma) \rightarrow S^1 \cong [0, 1] / (0 \sim 1)$ on $T(\gamma)$ and with the projection on the second factor on $\text{Bd } F_{g,b} \times B^2$.

It is clear from the definitions that any Lefschetz fibration $f: W \rightarrow B^2$ restricts to an open book $\partial f = f|: \text{Bd } W \rightarrow B^2$ on the boundary of W . The page of ∂f is the regular fiber F of f and its monodromy homomorphism is $\omega_{\partial f} = \omega_f \circ i_*: \pi_1(S^1) \rightarrow \mathcal{M}_{g,b}$, where i_* is the homomorphism induced by the inclusion $i: S^1 \subset B^2 - A$, with A the set of singular values of f . Hence, if $(\gamma_1, \gamma_2, \dots, \gamma_n)$ is any mapping monodromy sequence for f , the monodromy of ∂f is given by the product $\gamma_{\partial f} = \gamma_1 \gamma_2 \cdots \gamma_n$ (usually called the *total monodromy* of f).

Conversely, any open book $f: M \rightarrow B^2$ can be easily seen to be fibered equivalent to the boundary restriction $\partial f: \text{Bd } W \rightarrow B^2$ of an allowable Lefschetz fibration $f: W \rightarrow B^2$, which we call a *filling* of f . In fact, $\mathcal{M}_{g,b}$ is known to be generated by the Dehn twists along homologically non-trivial cycles in $F_{g,b}$, and any factorization $\gamma_f = \gamma_1 \gamma_2 \cdots \gamma_n \in \mathcal{M}_{g,b}$ of the monodromy of f into such Dehn twists gives rise to a mapping monodromy sequence $(\gamma_1, \gamma_2, \dots, \gamma_n)$ representing a filling of f . Of course, different factorizations give rise to possibly inequivalent different fillings.

In particular, we consider the standard open book $\partial\pi: S^3 \cong \text{Bd}(B^2 \times B^2) \rightarrow B^2$ on S^3 as the boundary of the trivial product fibration $\pi: B^4 \cong B^2 \times B^2 \rightarrow B^2$ given by the projection onto the first factor.

If $f: W \rightarrow B^2$ is an allowable Lefschetz fibration and $f = \pi \circ p$ is any factorization with $p: W \rightarrow B^2 \times B^2$ a simple covering branched over a braided surface $S \subset B^2 \times B^2$ as in Proposition 11, then the boundary open book ∂f admits an analogous factorization $\partial f = \partial\pi \circ p|$, where $p|: \text{Bd } W \rightarrow S^3 \cong \text{Bd}(B^2 \times B^2)$ is a simple covering branched over the closed braid $\text{Bd } S \subset S^1 \times B^2$. By the existence of fillings, any open book admits such a factorization, hence it can be represented as the lifting of the standard open book $\partial\pi$ with respect to a simple covering of S^3 branched over a closed braid.

It is well-known since Alexander [1] that any closed oriented 3-manifold admits an open book decomposition (González-Acuña [10] and Myers [18] independently proved that this can be always assumed to have connected binding).

Harer in [12] proved that any two open book decompositions of the same 3-manifold are related, up to fibered equivalence, by a sequence of Hopf band (de)plumbing and double twistings. The Hopf band (de)plumbing is essentially the restriction to the boundary of the Hopf (de)stabilization of Lefschetz fibrations described in Section 7. While the double twisting is a more involved modification defined in terms of surgery as follows.

Given an open book decomposition of M , consider two pages F_1 and F_2 of it and two cycles $c_1 \subset F_1$ and $c_2 \subset F_2$ which bound an embedded annulus $A \subset M$. Let $c'_i \subset F_i$ and $c''_i \subset A$ the framings induced on c_i by F_i and A respectively, and assume that $c''_i + (-1)^i = c'_i + \varepsilon_i$, for some arbitrary independent choices of $\varepsilon_i = \pm 1$. Then, surgering M along c_1 and c_2 with the opposite framings $c''_1 - 1$ and $c''_2 + 1$ does not change the manifold M , while it changes the original monodromy $\gamma \in \mathcal{M}_{g,b}$ of the open book into the composition $\gamma \gamma_1^{\varepsilon_1} \gamma_2^{\varepsilon_2} \in \mathcal{M}_{g,b}$, where γ_i is the positive Dehn twists of $F_{g,b}$ along $c_i \subset F_i \cong F_{g,b}$ for a suitable identification $F_i \cong F_{g,b}$.

Unfortunately, the effect of a double twisting on the open book structure can be quite destructive, due to the fact that the annulus A can intersect the binding and the pages in a rather arbitrary way. However, as conjectured by Harer himself in [12] and later proved by Giroux and Goodman in [8], this second move is not needed when M is S^3 (or more generally an integral homology sphere).

Here, we will provide a different set of moves alternative to the one given by Harer, based on the results of the previous section, by looking at open books as boundaries of Lefschetz fibrations.

As the first step, we establish how to relate two Lefschetz fibrations on 4-dimensional 2-handlebodies having diffeomorphic oriented boundaries. In order to do that, let us introduce the moves in Figure 63, which interpret the Kirby calculus moves in terms of labeled planar diagrams, according to next proposition. Here, on the left side of move k_2 we assume to have a Σ_d -labeled diagram.

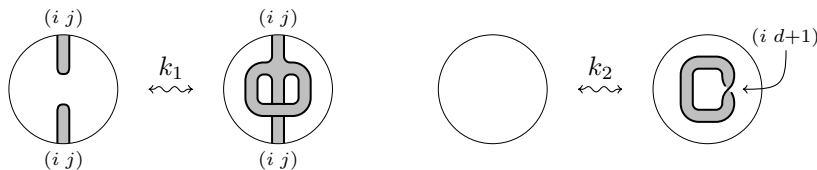


Figure 63. Kirby calculus moves for planar diagrams.

Proposition 18. *Two labeled ribbon surfaces in B^4 represent connected 4-dimensional 2-handlebodies with diffeomorphic boundaries if and only if they are related by labeled 1-isotopy, (de)stabilization and the moves c_1, c_2, k_1 and k_2 in Figures 24 and 63.*

Proof. This is essentially Theorem 2 of [3]. In fact: move k_1 coincides with move T of [3]; move k_2 is equivalent to move P_+ of [3] up to stabilization and the covering move c_3 in Figure 25; P_- of [3] is equivalent to the inverse of P_+ modulo k_1 . \square

Figure 64 shows rectangular versions of the moves above, in a suitable restricted form for the application of the braiding procedure.

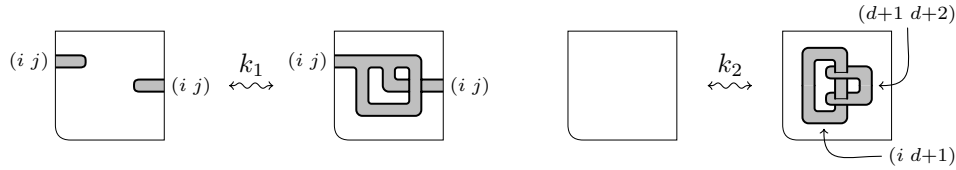


Figure 64. Kirby calculus moves for rectangular diagrams.

Lemma 19. *Two labeled rectangular diagrams represent connected 4-dimensional 2-handlebodies with diffeomorphic boundaries if and only if they are related by rectangular (de)stabilization, the moves r_1 to r_{25} in Figures 39, 40, 41 and 42, and the moves k_1 and k_2 in Figure 64.*

Proof. This is an immediate consequence of Lemma 15 and Proposition 18. \square

Before stating our equivalence theorem for the boundaries of allowable Lefschetz fibrations, we still need to see how moves k_1 and k_2 look like once the braiding procedure is applied to them.

P move. We start with move k_2 in Figure 64. Since the right side of the move is separated from the rest of the labeled rectangular diagram, we can think of that move as adding (or deleting) the corresponding labeled braided surface shown in Figure 65 on the top of the other sheets (labeled in Σ_d).

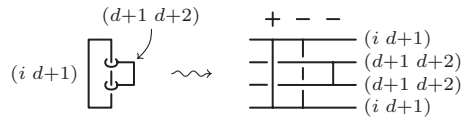


Figure 65. Braiding the move k_2 .

In terms of the mapping monodromy sequence of the Lefschetz fibration f , this means adding (or deleting) two bands B_- and B_+ to the regular fiber F , and three Dehn twists γ, γ_- and γ_+ to the sequence, the first two twists negative and the third one positive, as illustrated in Figure 66. We leave the easy verification of that to the reader. Of course, being those cycles disjoint from one another and from the all the other ones, it does not matter where they are located in the sequence.

We call that modification a P move. Actually, another version of the P move, equivalent to the inverse of it modulo the Q move below, could be given with γ a positive twist. This would correspond to inverting the half-twist in the band on the right side of the original move k_2 in Figure 63.

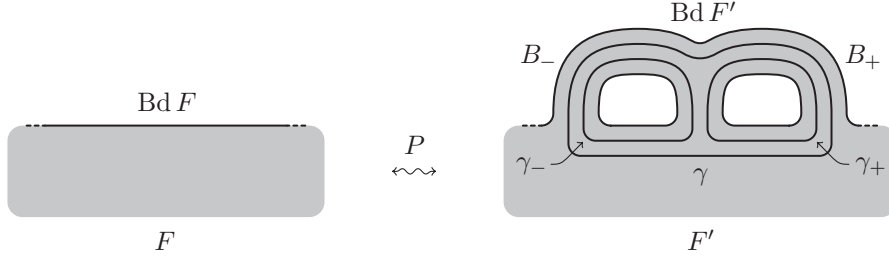


Figure 66. The P move.

Up to U move (used to get allowability), both versions of the P move, with γ negative (resp. positive), can be thought as adding/deleting a trivial Dehn twist γ to the monodromy sequence. This means performing a blow-up/down in $\text{Int } W$, by adding/deleting a connected sum term $+\mathbb{C}P^2$ (resp. $-\mathbb{C}P^2$), leaving the boundary open book ∂f unchanged.

Q move. Figure 67 shows the labeled braided surface translation of the diagram of the right side of move k_1 in Figure 64. This differ from the analogous translation of the left side, by an extra pair of contiguous opposite Dehn twists.

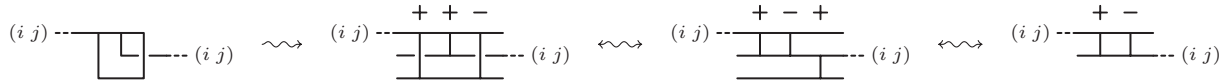


Figure 67. Braiding the move k_1 .

We call Q move the insertion (or deletion) in the mapping monodromy sequence of a Lefschetz fibration f of any pair of contiguous opposite Dehn twists along a homologically non-trivial cycle. Obviously, this does not affect the total monodromy, hence it leaves the boundary open book ∂f unchanged.

At this point, we are ready to conclude with the boundary equivalence theorem and its interpretation in terms of open books.

Theorem 20. *Two allowable Lefschetz fibrations over B^2 represent 4-dimensional 2-handlebodies with diffeomorphic oriented boundaries if and only if they are related by fibered equivalence, the moves S and T of Section 7, and the moves P and Q .*

Proof. In light of the above discussion on P and Q moves, this follows from Theorem 16 and Lemma 19. \square

Now, we denote by ∂S , ∂T and ∂P the moves on open books given by the restriction to boundary of the corresponding moves S , T and P on Lefschetz fibrations. In particular, ∂S coincides with the Hopf plumbing considered by Harer in [12], while ∂T and ∂P are briefly discussed below.

Theorem 21. *Two open books are supported by diffeomorphic oriented 3-manifolds if and only if they are related by fibered equivalence, the moves ∂S , ∂T and ∂P .*

Proof. This immediately follows from Theorem 20, taking into account that the restriction of the Q move to the boundary does not affect at all the open book structure. \square

10. FINAL REMARKS

Compared with Harer's double twisting, our moves ∂T and ∂P seem preferable, since they can be completely described in terms of the open book monodromy.

Actually, the ∂P move can be easily seen to be a special case of the Harer's double twisting, up to Hopf plumbing. In fact, referring to Figure 66, once the page F has been stabilized to F' with the new Dehn twists γ_- and γ_+ by two ∂S moves, the cycle γ spans a disk D in the boundary 3-manifold M . Moreover, D and F' support the same framing on γ , in such a way that the Dehn twist along γ can be inserted in the monodromy of the open book by a double twisting with c_1 trivial and $c_2 = \gamma$ (cf. definition at page 48).

A similar explicit realization of the ∂T move in terms of Hopf plumbing and double twisting should likely exist, but we were not able to find it. Of course, this would lead to an alternative proof of the Harer's equivalence theorem in [12].

As we mentioned when defining the T move, the Dehn twists involved in it could have arbitrary signs. Denote by T_+ the move in the case of all positive twists. Then S_+ and T_+ are moves for positive (allowable) Lefschetz fibrations with bounded fiber. By [15] these fibrations represent compact Stein domains with strictly pseudoconvex boundary up to orientation-preserving diffeomorphisms.

Problem 22. *Do S_+ , T_+ and fibered equivalence suffice to relate any two positive Lefschetz fibrations on the same 4-dimensional 2-handlebody up to 2-equivalence?*

A similar question can be posed for positive open books (namely those whose monodromy admits a factorization into positive Dehn twists) by considering the boundary restrictions ∂S_+ and ∂T_+ .

Problem 23. *Do ∂S_+ , ∂T_+ and fibered equivalence suffice to relate any two positive open books on the same 3-manifold?*

In [7] Giroux proved that two open books represent the same contact 3-manifold if and only if they are related by positive stabilizations and fibered equivalence (see also [6] for a proof). It is natural to ask if our move ∂T_+ preserves properties of contact structures like Stein fillability, symplectic fillability or tightness.

Finally, we note that our Theorems 16, 20 and 21 are formulated up to fibered equivalence. However, when the ambient 4-dimensional 2-handlebody or 3-manifold is given, isotopic versions of them would be desirable, with fibered isotopy in place of fibered equivalence (in the spirit of [8]). In order to get such isotopic versions, we just need a careful analysis of how our moves can be realized as embedded ones. This will be the object of a forthcoming paper.

REFERENCES

- [1] J.W. Alexander, *A lemma on systems of knotted curves*, Proc. Nat. Acad. Sci. U.S.A. **9** (1923), 93–95.
- [2] N. Apostolakis, *On 4-fold covering moves*, Algebraic and Geometric Topology **3** (2003), 117–145.
- [3] I. Bobtcheva and R. Piergallini, *Covering moves and Kirby calculus*, preprint arXiv: math/0407032v4 [math.GT] (2004), a revised version will appear as a part of [5].

- [4] I. Bobtcheva and R. Piergallini, *A universal invariant of four-dimensional 2-handlebodies and three-manifolds*, preprint arXiv:math/0612806v1 [math.GT] (2006), a revised version will appear as a part of [5].
- [5] I. Bobtcheva and R. Piergallini, *On four-dimensional two-handlebodies and three-manifolds*, to appear in *J. Knot Theory Ramifications*.
- [6] J. Etnyre, *Lectures on open book decompositions and contact structures*, Floer homology, gauge theory, and low-dimensional topology, 103–141, Clay Math. Proc. 5, Amer. Math. Soc., Providence, RI, 2006.
- [7] E. Giroux, *Géométrie de contact: de la dimension trois vers les dimensions supérieures*, Proceedings of the International Congress of Mathematicians, Vol. II (Beijing, 2002), 405–414, Higher Ed. Press.
- [8] E. Giroux and N. Goodman, *On the stable equivalence of open books in three-manifolds*, *Geom. Topol.* **10** (2006), 97–114.
- [9] R.E. Gompf and A.I. Stipsicz, *4-manifolds and Kirby calculus*, Graduate Studies in Mathematics, Volume **20**, American Mathematical Society 1999.
- [10] F. González-Acuña, *3-dimensional open books*, Lectures, University of Iowa Topology Seminar, 1974/75.
- [11] J. Harer, *Pencils of curves on 4-manifolds*, PhD thesis, University of California, Berkeley, 1979.
- [12] J. Harer, *How to construct all fibered knots and links*, *Topology* **21** 3 (1982), 263–280.
- [13] A. Kas, *On the handlebody decomposition associated to a Lefschetz fibration*, *Pacific J. Math.* **89** (1980), 89–104.
- [14] R. Kirby, *A calculus for framed links in S^3* , *Invent. Math.* **45** (1978), no. 1, 35–56.
- [15] A. Loi and R. Piergallini, *Compact Stein surfaces with boundary as branched covers of B^4* , *Invent. Math.* **143** (2001), 325–348.
- [16] J.M. Montesinos, *4-manifolds, 3-fold covering spaces and ribbons*, *Trans. Amer. Math. Soc.* **245** (1978), 453–467.
- [17] M. Mulazzani and R. Piergallini, *Lifting braids*, *Rend. Ist. Mat. Univ. Trieste, Suppl.* 1, **XXXII** (2001), 193–219.
- [18] R. Myers, *Open book decompositions of 3-manifolds*, *Proc. Amer. Math. Soc.* **72** (1978), no. 2, 397–402.
- [19] R. Piergallini and D. Zuddas, *A universal ribbon surface in B^4* , *Proc. London Math. Soc.* **90** (2005), 763–782.
- [20] L. Rudolph, *Braided surfaces and Seifert ribbons for closed braids*, *Comment. Math. Helv.* **58** (1983), 1–37.
- [21] L. Rudolph, *Special position for surfaces bounded by closed braids*, *Rev. Mat. Ibero-Americana* **1** (1985), 93–133; revised version: preprint 2000.
- [22] L. Rudolph, *Constructions of quasipositive knots and links. IV: Quasipositive annuli*, *J. Knot Theory Ramifications* 1 (1992), 451–466.

- [23] J. Stallings, *Constructions of fibered knots and links*, Amer. Math. Soc. Proc. Symp. in Pure Math. **32** (1978), 55–60.
- [24] D. Zuddas, *Representing Dehn twists with branched coverings*, Int. Math. Res. Not. **2009** 3 (2009), 387–413.
- [25] D. Zuddas, *Universal Lefschetz fibrations over bounded surfaces*, preprint arXiv: 1106.3530v2 [math.GT] (2011).